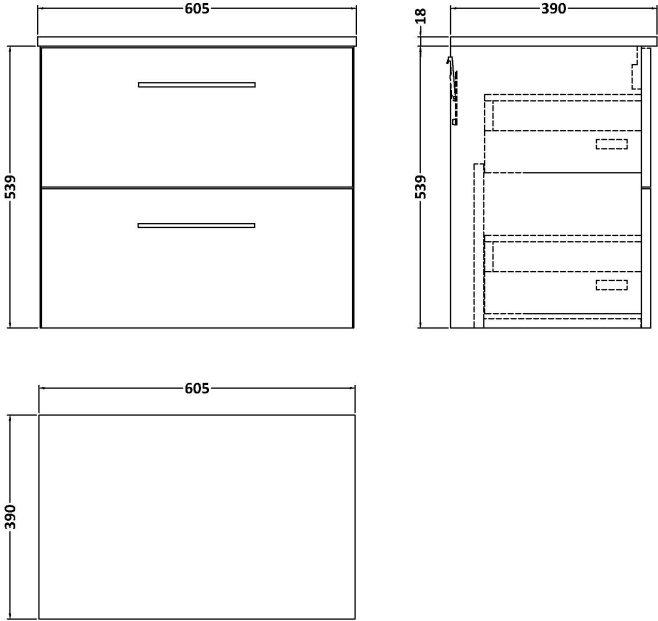


Sales Code: ARN2924W

Description: 600 Wh 2-Drawer Vanity & Worktop




Packaging Details

Barcode: 5056678451427

Sales Code: MWD2960

Description: 600 Worktop (605X390x18mm)



### Product Dimensions

|                   |     |
|-------------------|-----|
| Height (mm):      | 18  |
| Width (mm):       | 605 |
| Depth (mm):       | 390 |
| Nett Weight (kg): | 2.5 |

### Packaging Dimensions

|                    |     |
|--------------------|-----|
| Height (mm):       | 25  |
| Width (mm):        | 625 |
| Depth (mm):        | 410 |
| Gross Weight (kg): | 3   |

### Packaging Data

|               |                               |
|---------------|-------------------------------|
| Box Colour:   | Brown Cardboard Box - Printed |
| Box Qty:      | 1                             |
| Label Size:   | 100 x 50                      |
| Label Colour: | Not Applicable                |
| Label Qty:    | 0                             |

### Outer Box Dimensions (If Applicable)

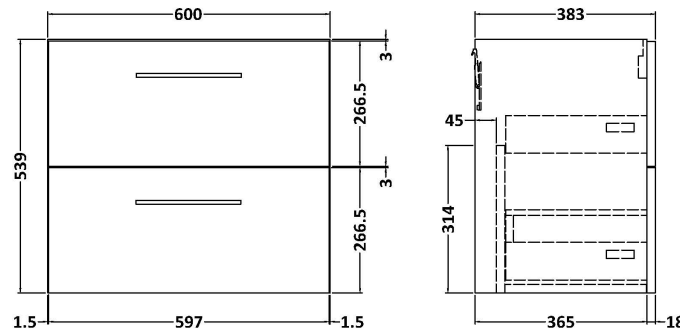
|                    |               |
|--------------------|---------------|
| Height (mm):       |               |
| Width (mm):        |               |
| Depth (mm):        |               |
| Gross Weight (kg): |               |
| Barcode:           | 5056678447390 |

### Product Details

|                          |                  |
|--------------------------|------------------|
| Country of Origin:       | China            |
| Fitting Instruction:     | No               |
| CE & UKCA:               | N/A              |
| FSC Certified Materials: | Yes              |
| Colour:                  | Indigo Blue      |
| Construction Method:     | Not Applicable   |
| Construction Type:       | Not Applicable   |
| Cabinet Finish:          | Not Applicable   |
| Fascia Finish:           | Mdf Painted Matt |
| Cabinet Thickness (mm):  |                  |
| Fascia Thickness (mm):   | 18               |
| Drawer Included:         | Not Applicable   |
| Drawer Type:             | Not Applicable   |
| No of Shelves:           | Not Applicable   |
| Hinge Type:              | Not Applicable   |
| Hinge Included:          | Not Applicable   |
| Adjustable Legs:         | Not Applicable   |
| Fixings Included:        | Yes              |
| Handle Style:            | Not Applicable   |
| Waste Shroud:            | Not Applicable   |
| Handle Included:         | Not Applicable   |
| Handle Type:             | Not Applicable   |

Sales Code: NVF2924

Description: 600 Wh 2-Drawer Unit (365 Deep)



### Product Dimensions

|                   |      |
|-------------------|------|
| Height (mm):      | 540  |
| Width (mm):       | 600  |
| Depth (mm):       | 383  |
| Nett Weight (kg): | 21.5 |

### Packaging Dimensions

|                    |     |
|--------------------|-----|
| Height (mm):       | 560 |
| Width (mm):        | 620 |
| Depth (mm):        | 405 |
| Gross Weight (kg): | 22  |

### Packaging Data

|               |                               |
|---------------|-------------------------------|
| Box Colour:   | Brown Cardboard Box - Printed |
| Box Qty:      | 1                             |
| Label Size:   | 100 x 50                      |
| Label Colour: | White Label                   |
| Label Qty:    | 2                             |

### Outer Box Dimensions (If Applicable)

|                    |               |
|--------------------|---------------|
| Height (mm):       |               |
| Width (mm):        |               |
| Depth (mm):        |               |
| Gross Weight (kg): |               |
| Barcode:           | 5056678447307 |

### Product Details

|                          |                                |
|--------------------------|--------------------------------|
| Country of Origin:       | China                          |
| Fitting Instruction:     | No                             |
| CE & UKCA:               | N/A                            |
| FSC Certified Materials: | Yes                            |
| Colour:                  | Indigo Blue                    |
| Construction Method:     | Cam & Wood Dowel               |
| Construction Type:       | Rigid                          |
| Cabinet Finish:          | MFC Painted Matt               |
| Fascia Finish:           | Mdf Painted Matt               |
| Cabinet Thickness (mm):  | 16                             |
| Fascia Thickness (mm):   | 18                             |
| Drawer Included:         | Yes                            |
| Drawer Type:             | 80mm High Metal S/C Inc Galler |
| No of Shelves:           | 0                              |
| Hinge Type:              | Not Applicable                 |
| Hinge Included:          | Not Applicable                 |
| Adjustable Legs:         | No, Not Required               |
| Fixings Included:        | Yes                            |
| Handle Style:            | Contemporary                   |
| Waste Shroud:            | Yes                            |
| Handle Included:         | Yes, Supplied                  |
| Handle Type:             | D-Shape                        |