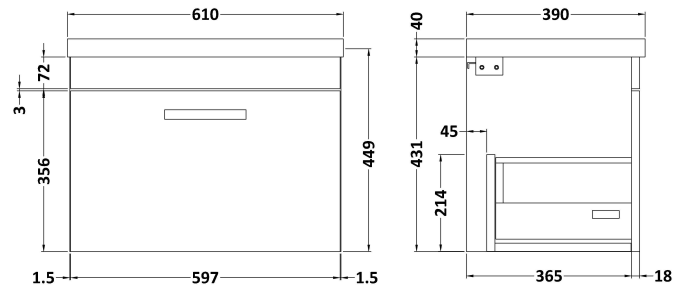


**Sales Code:** ATH039A

**Description:** 600 Wh Single Drawer Vanity & Basin 1

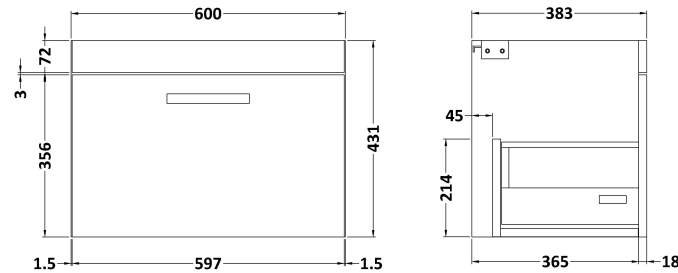


**Packaging Details**

Barcode: 5055275899588

Sales Code: MOD583

Description: 600 Wall Hung Single Drawer Basin Unit



### Product Dimensions

|                   |     |
|-------------------|-----|
| Height (mm):      | 430 |
| Width (mm):       | 600 |
| Depth (mm):       | 383 |
| Nett Weight (kg): | 13  |

### Packaging Dimensions

|                    |      |
|--------------------|------|
| Height (mm):       | 450  |
| Width (mm):        | 620  |
| Depth (mm):        | 405  |
| Gross Weight (kg): | 13.5 |

### Packaging Data

|               |                     |
|---------------|---------------------|
| Box Colour:   | Brown Cardboard Box |
| Box Qty:      | 1                   |
| Label Size:   | 100 x 50            |
| Label Colour: | White Label         |
| Label Qty:    | 2                   |

### Outer Box Dimensions (If Applicable)

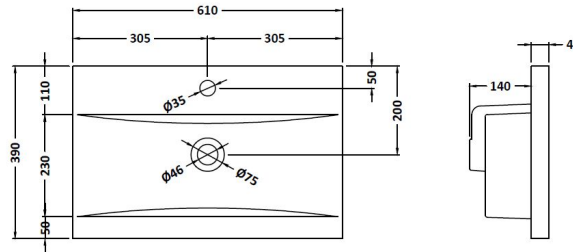
|                    |               |
|--------------------|---------------|
| Height (mm):       |               |
| Width (mm):        |               |
| Depth (mm):        |               |
| Gross Weight (kg): |               |
| Barcode:           | 5055275825570 |

### Product Details

|                          |                           |
|--------------------------|---------------------------|
| Country of Origin:       | United Kingdom            |
| Fitting Instruction:     | No                        |
| CE & UKCA:               | N/A                       |
| FSC Certified Materials: | Yes                       |
| Colour:                  | Anthracite Woodgrain      |
| Construction Method:     | Cam & Wood Dowel          |
| Construction Type:       | Rigid                     |
| Cabinet Finish:          | MFC Textured Woodgrain    |
| Fascia Finish:           | MFC Textured Woodgrain    |
| Cabinet Thickness (mm):  | 18                        |
| Fascia Thickness (mm):   | 18                        |
| Drawer Included:         | Yes                       |
| Drawer Type:             | 80mm High Metal Softclose |
| No of Shelves:           | 0                         |
| Hinge Type:              | Not Applicable            |
| Hinge Included:          | Not Applicable            |
| Adjustable Legs:         | No, Not Required          |
| Fixings Included:        | Yes                       |
| Handle Style:            | Contemporary              |
| Waste Shroud:            | Yes                       |
| Handle Included:         | Yes, Supplied             |
| Handle Type:             | D-Shape                   |

Sales Code: NVM013

Description: 600 Mid-Edged Basin 1 Th



### Product Dimensions

|                   |     |
|-------------------|-----|
| Height (mm):      | 180 |
| Width (mm):       | 610 |
| Depth (mm):       | 390 |
| Nett Weight (kg): | 11  |

### Packaging Dimensions

|                    |     |
|--------------------|-----|
| Height (mm):       | 200 |
| Width (mm):        | 410 |
| Depth (mm):        | 630 |
| Gross Weight (kg): | 11  |

### Packaging Data

|               |                               |
|---------------|-------------------------------|
| Box Colour:   | Brown Cardboard Box - Printed |
| Box Qty:      | 1                             |
| Label Size:   | 100 x 50                      |
| Label Colour: | White Label                   |
| Label Qty:    | 2                             |

### Outer Box Dimensions (If Applicable)

|                    |               |
|--------------------|---------------|
| Height (mm):       |               |
| Width (mm):        |               |
| Depth (mm):        |               |
| Gross Weight (kg): |               |
| Barcode:           | 5055369043415 |

### Product Details

|                           |                |
|---------------------------|----------------|
| Country of Origin:        | China          |
| Fitting Instruction:      | No             |
| Certification: CE & UKCA: | No             |
| WRAS:                     | N/A            |
| WRAS No:                  | N/A            |
| Product Material:         | Vitreous China |
| Fixing Supplied:          | No             |

**Pans/Bidets:** Trap Style: Not Applicable Includes Seat: Not Applicable

**Seats:** Seat Type: Not Applicable Material: Not Applicable  
Function: Not Applicable Hinge Type: Not Applicable  
Hinge Material: Not Applicable

**Cisterns:** Operating Type: Not Applicable Fittings: Not Applicable  
Lever Type: Not Applicable

**Basins:** Tap Hole: One Taphole Chain Stay Hole: No  
Template: Not Required Waste Type Req: Slotted  
Overflow Inc: Yes Overflow Cover: Yes  
Inner Bowl Depth (mm): 125mm