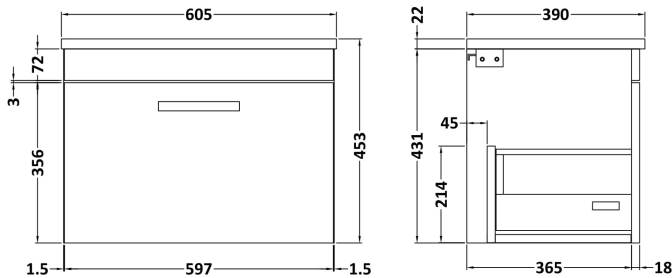


Sales Code: ATH039LSW

Description: 600 W/H Single Drawer Unit & Lam Worktop

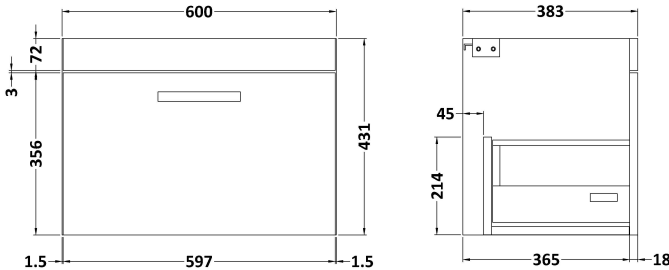


Packaging Details

Barcode: 5056462612126

Sales Code: MOD583


Description: 600 Wall Hung Single Drawer Basin Unit



Product Dimensions	
Height (mm):	430
Width (mm):	600
Depth (mm):	383
Nett Weight (kg):	13
Packaging Dimensions	
Height (mm):	450
Width (mm):	620
Depth (mm):	405
Gross Weight (kg):	13.5
Packaging Data	
Box Colour:	Brown Cardboard Box
Box Qty:	1
Label Size:	100 x 50
Label Colour:	White Label
Label Qty:	2
Outer Box Dimensions (If Applicable)	
Height (mm):	
Width (mm):	
Depth (mm):	
Gross Weight (kg):	
Barcode:	5055275825570
Product Details	
Country of Origin:	United Kingdom
Fitting Instruction:	No
CE & UKCA:	N/A
FSC Certified Materials:	Yes
Colour:	Anthracite Woodgrain
Construction Method:	Cam & Wood Dowel
Construction Type:	Rigid
Cabinet Finish:	MFC Textured Woodgrain
Fascia Finish:	MFC Textured Woodgrain
Cabinet Thickness (mm):	18
Fascia Thickness (mm):	18
Drawer Included:	Yes
Drawer Type:	80mm High Metal Softclose
No of Shelves:	0
Hinge Type:	Not Applicable
Hinge Included:	Not Applicable
Adjustable Legs:	No, Not Required
Fixings Included:	Yes
Handle Style:	Contemporary
Waste Shroud:	Yes
Handle Included:	Yes, Supplied
Handle Type:	D-Shape

Sales Code: LSW600

Description: Laminate Worktop 605X390x22mm



Product Dimensions	
Height (mm):	22
Width (mm):	605
Depth (mm):	390
Nett Weight (kg):	2
Packaging Dimensions	
Height (mm):	25
Width (mm):	610
Depth (mm):	455
Gross Weight (kg):	2
Packaging Data	
Box Colour:	Brown Cardboard Box
Box Qty:	1
Label Size:	100 x 50
Label Colour:	White Label
Label Qty:	1
Outer Box Dimensions (If Applicable)	
Height (mm):	
Width (mm):	
Depth (mm):	
Gross Weight (kg):	
Barcode:	5056211874188
Product Details	
Country of Origin:	United Kingdom
Fitting Instruction:	No
CE & UKCA:	N/A
FSC Certified Materials:	Yes
Colour:	Sparkling White
Construction Method:	Not Applicable
Construction Type:	Not Applicable
Cabinet Finish:	Not Applicable
Fascia Finish:	MFC Laminated
Cabinet Thickness (mm):	
Fascia Thickness (mm):	22
Drawer Included:	No
Drawer Type:	Not Applicable
No of Shelves:	0
Hinge Type:	Not Applicable
Hinge Included:	No
Adjustable Legs:	No, Not Required
Fixings Included:	No
Handle Style:	Not Applicable
Waste Shroud:	Not Applicable
Handle Included:	No
Handle Type:	Not Applicable