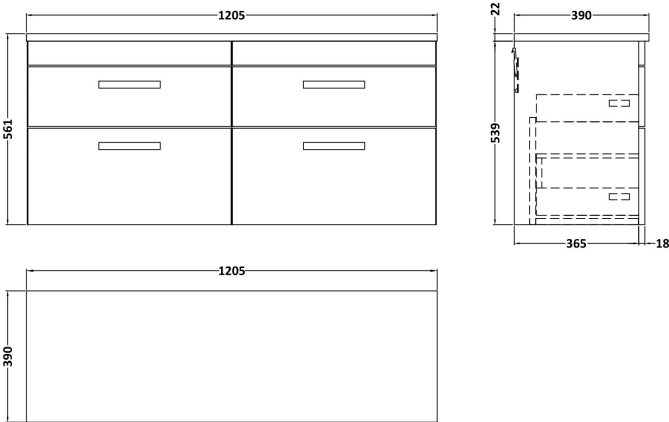


Sales Code: ATH048LBG2

Description: 1200 W/H 4-Drawer Unit & Lam Worktop

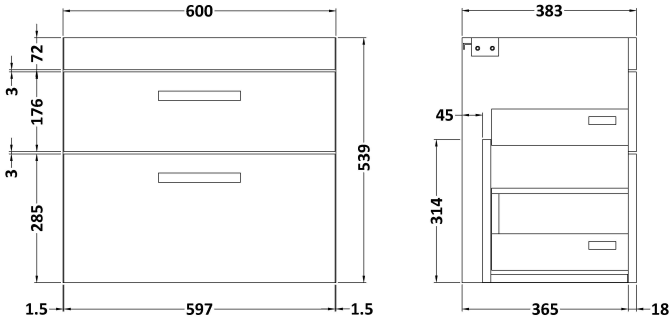


Packaging Details

Barcode: 5056678461365

Sales Code: MOE193

Description: 600 Wall Hung 2-Drawer Basin Unit



Product Dimensions

Height (mm):	538
Width (mm):	600
Depth (mm):	383
Nett Weight (kg):	20.5

Packaging Dimensions

Height (mm):	560
Width (mm):	620
Depth (mm):	405
Gross Weight (kg):	21

Packaging Data

Box Colour:	Brown Cardboard Box - Printed		
Box Qty:	0		
Label Size:	0	x	0
Label Colour:	White Label		
Label Qty:	2		

Outer Box Dimensions (If Applicable)

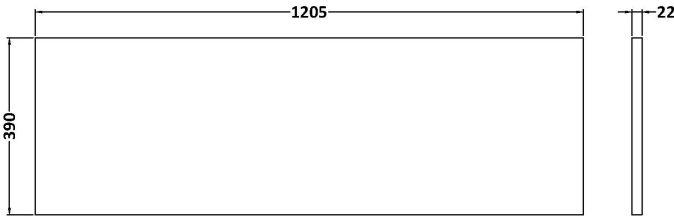
Height (mm):	
Width (mm):	
Depth (mm):	
Gross Weight (kg):	
Barcode:	5055275880685

Product Details

Country of Origin:	China
Fitting Instruction:	No
CE & UKCA:	N/A
FSC Certified Materials:	Yes
Colour:	Gloss White
Construction Method:	Cam & Wood Dowel
Construction Type:	Rigid
Cabinet Finish:	MFC Painted Gloss
Fascia Finish:	Mdf Painted Gloss
Cabinet Thickness (mm):	16
Fascia Thickness (mm):	18
Drawer Included:	Yes
Drawer Type:	80mm High Metal Softclose
No of Shelves:	0
Hinge Type:	Not Applicable
Hinge Included:	Not Applicable
Adjustable Legs:	No, Not Required
Fixings Included:	Yes
Handle Style:	Contemporary
Waste Shroud:	Yes
Handle Included:	Yes, Supplied
Handle Type:	D-Shape

Sales Code: LBG1200

Description: Laminate Worktop 1205X390x22mm



Product Dimensions	
Height (mm):	22
Width (mm):	1205
Depth (mm):	390
Nett Weight (kg):	5
Packaging Dimensions	
Height (mm):	25
Width (mm):	1215
Depth (mm):	455
Gross Weight (kg):	5
Packaging Data	
Box Colour:	Brown Cardboard Box
Box Qty:	1
Label Size:	100 x 50
Label Colour:	White Label
Label Qty:	1
Outer Box Dimensions (If Applicable)	
Height (mm):	
Width (mm):	
Depth (mm):	
Gross Weight (kg):	
Barcode:	5056678449912
Product Details	
Country of Origin:	United Kingdom
Fitting Instruction:	No
CE & UKCA:	N/A
FSC Certified Materials:	Yes
Colour:	Bellato Grey
Construction Method:	Not Applicable
Construction Type:	Not Applicable
Cabinet Finish:	Not Applicable
Fascia Finish:	MFC Laminated
Cabinet Thickness (mm):	
Fascia Thickness (mm):	22
Drawer Included:	No
Drawer Type:	Not Applicable
No of Shelves:	0
Hinge Type:	Not Applicable
Hinge Included:	No
Adjustable Legs:	No, Not Required
Fixings Included:	No
Handle Style:	Not Applicable
Waste Shroud:	Not Applicable
Handle Included:	No
Handle Type:	Not Applicable