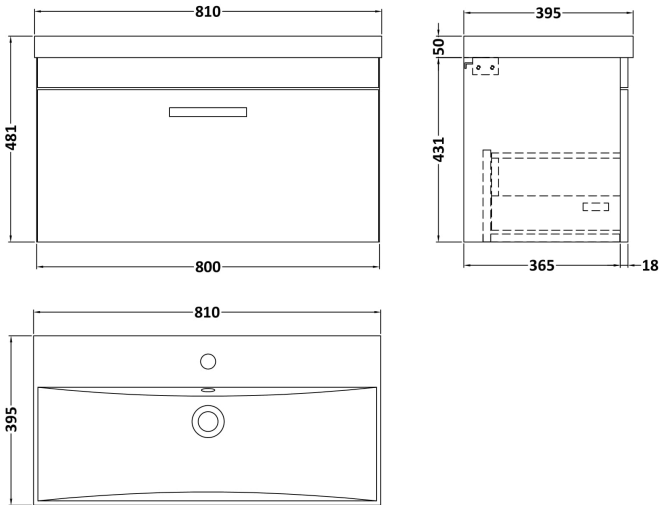


Sales Code: ATH062D

Description: 800 Wh Single Drawer Vanity & Basin 3

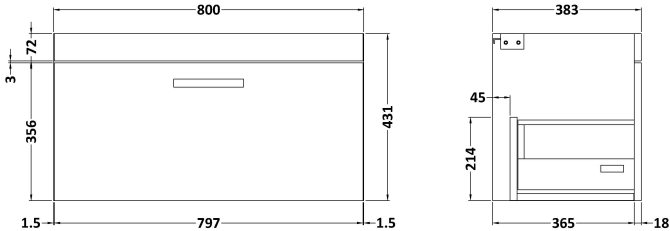
Packaging Details

Barcode: 5056211864196



Sales Code: MOE165

Description: 800 Wall Hung Single Drawer Basin Unit



Product Dimensions

| | |
|-------------------|-----|
| Height (mm): | 430 |
| Width (mm): | 800 |
| Depth (mm): | 383 |
| Nett Weight (kg): | 17 |

Packaging Dimensions

| | |
|--------------------|------|
| Height (mm): | 405 |
| Width (mm): | 820 |
| Depth (mm): | 450 |
| Gross Weight (kg): | 17.5 |

Packaging Data

| | |
|---------------|-------------------------------|
| Box Colour: | Brown Cardboard Box - Printed |
| Box Qty: | 0 |
| Label Size: | 0 x 0 |
| Label Colour: | White Label |
| Label Qty: | 2 |

Outer Box Dimensions (If Applicable)

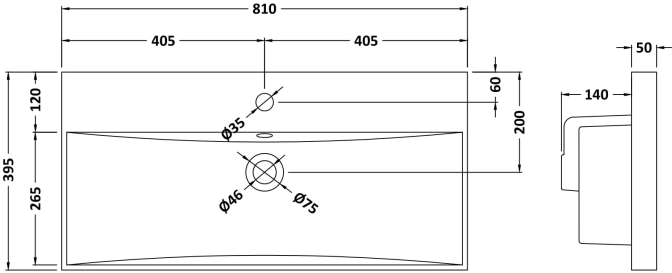
| | |
|--------------------|---------------|
| Height (mm): | |
| Width (mm): | |
| Depth (mm): | |
| Gross Weight (kg): | |
| Barcode: | 5055275880722 |

Product Details

| | |
|--------------------------|---------------------------|
| Country of Origin: | China |
| Fitting Instruction: | No |
| CE & UKCA: | N/A |
| FSC Certified Materials: | Yes |
| Colour: | Gloss White |
| Construction Method: | Cam & Wood Dowel |
| Construction Type: | Rigid |
| Cabinet Finish: | MFC Painted Gloss |
| Fascia Finish: | Mdf Painted Gloss |
| Cabinet Thickness (mm): | 16 |
| Fascia Thickness (mm): | 18 |
| Drawer Included: | Yes |
| Drawer Type: | 80mm High Metal Softclose |
| No of Shelves: | 0 |
| Hinge Type: | Not Applicable |
| Hinge Included: | Not Applicable |
| Adjustable Legs: | No, Not Required |
| Fixings Included: | Yes |
| Handle Style: | Contemporary |
| Waste Shroud: | Yes |
| Handle Included: | Yes, Supplied |
| Handle Type: | D-Shape |

Sales Code: NVM035

Description: 800 Thin Edged Basin 1Th



Product Dimensions

| | |
|-------------------|------|
| Height (mm): | 170 |
| Width (mm): | 810 |
| Depth (mm): | 395 |
| Nett Weight (kg): | 14.5 |

Packaging Dimensions

| | |
|--------------------|-----|
| Height (mm): | 190 |
| Width (mm): | 830 |
| Depth (mm): | 415 |
| Gross Weight (kg): | 15 |

Packaging Data

| | |
|---------------|---------------------|
| Box Colour: | Brown Cardboard Box |
| Box Qty: | 1 |
| Label Size: | 100 x 50 |
| Label Colour: | White Label |
| Label Qty: | 2 |

Outer Box Dimensions (If Applicable)

| | |
|--------------------|---------------|
| Height (mm): | |
| Width (mm): | |
| Depth (mm): | |
| Gross Weight (kg): | |
| Barcode: | 5056211853435 |

Product Details

| | |
|---------------------------|----------------|
| Country of Origin: | China |
| Fitting Instruction: | No |
| Certification: CE & UKCA: | No |
| WRAS: | N/A |
| WRAS No: | N/A |
| Product Material: | Vitreous China |
| Fixing Supplied: | No |

| | | |
|--------------|----------------------------|-------------------------------|
| Pans/Bidets: | Trap Style: Not Applicable | Includes Seat: Not Applicable |
|--------------|----------------------------|-------------------------------|

| | | |
|--------|--------------------------------|--------------------------|
| Seats: | Seat Type: Not Applicable | Material: Not Applicable |
| | Function: Not Included | Hinge Type: Not Relevant |
| | Hinge Material: Not Applicable | |

| | | |
|-----------|--------------------------------|-------------------------|
| Cisterns: | Operating Type: Not Applicable | Fittings: None Included |
| | Lever Type: Not Applicable | |

| | | |
|---------|------------------------------|-------------------------|
| Basins: | Tap Hole: One Taphole | Chain Stay Hole: No |
| | Template: Not Required | Waste Type Req: Slotted |
| | Overflow Inc: Not Applicable | Overflow Cover: Yes |
| | Inner Bowl Depth (mm): | 125mm |