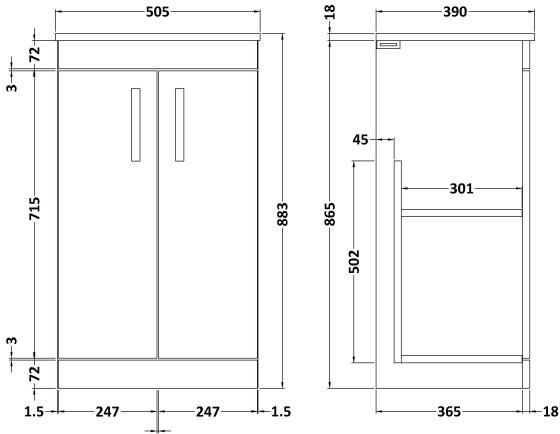


Sales Code: ATH072W

Description: 500 Fs 2-Door Vanity & Worktop

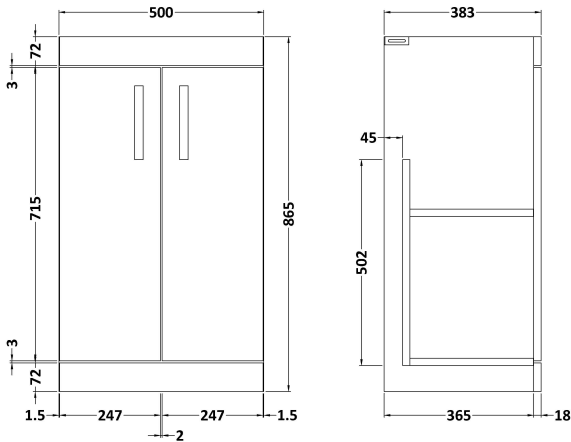


Packaging Details

Barcode: 5056211814825

Sales Code: MOC302

Description: 500 Floor Standing 2-Door Basin Unit



Product Dimensions

Height (mm):	865
Width (mm):	500
Depth (mm):	383
Nett Weight (kg):	18.5

Packaging Dimensions

Height (mm):	900
Width (mm):	530
Depth (mm):	410
Gross Weight (kg):	19

Packaging Data

Box Colour:	Brown Cardboard Box
Box Qty:	1
Label Size:	100 x 50
Label Colour:	White Label
Label Qty:	2

Outer Box Dimensions (If Applicable)

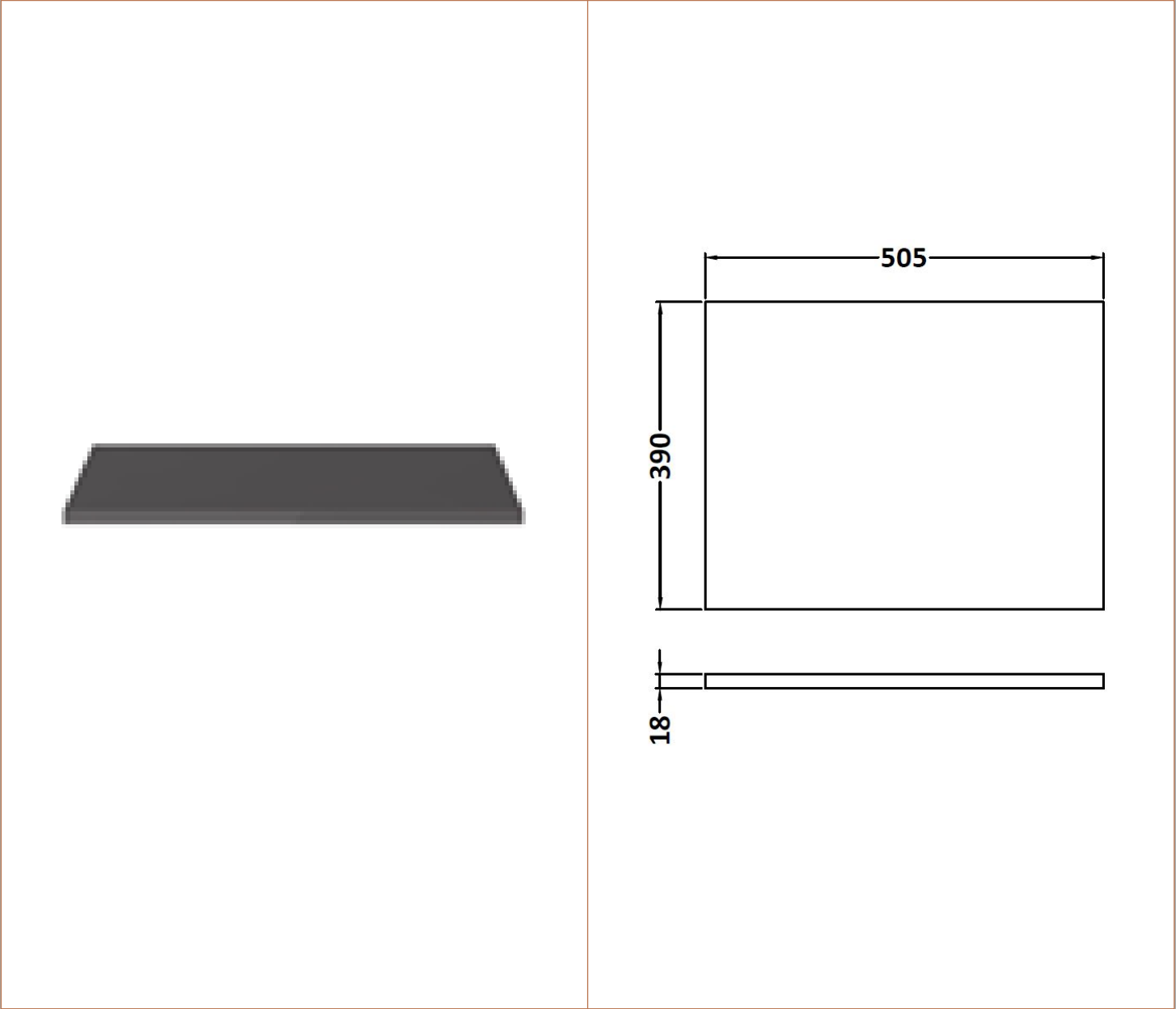
Height (mm):	
Width (mm):	
Depth (mm):	
Gross Weight (kg):	
Barcode:	5055275869949

Product Details

Country of Origin:	China
Fitting Instruction:	No
CE & UKCA:	N/A
FSC Certified Materials:	Yes
Colour:	Gloss Grey
Construction Method:	Cam & Wood Dowel
Construction Type:	Rigid
Cabinet Finish:	MFC Painted Gloss
Fascia Finish:	Mdf Painted Gloss
Cabinet Thickness (mm):	16
Fascia Thickness (mm):	18
Drawer Included:	No
Drawer Type:	Not Applicable
No of Shelves:	1
Hinge Type:	95 Degree Clip-On Soft Close
Hinge Included:	Yes, Supplied
Adjustable Legs:	No, Not Required
Fixings Included:	Yes
Handle Style:	Contemporary
Waste Shroud:	No
Handle Included:	Yes, Supplied
Handle Type:	Strap

Sales Code: MWD350

Description: 500 Worktop (505X390x18mm)



Product Dimensions	
Height (mm):	18
Width (mm):	505
Depth (mm):	390
Nett Weight (kg):	2
Packaging Dimensions	
Height (mm):	25
Width (mm):	525
Depth (mm):	410
Gross Weight (kg):	2
Packaging Data	
Box Colour:	Brown Cardboard Box
Box Qty:	1
Label Size:	140 x 20
Label Colour:	White Label
Label Qty:	2
Outer Box Dimensions (If Applicable)	
Height (mm):	
Width (mm):	
Depth (mm):	
Gross Weight (kg):	
Barcode:	5055275893562
Product Details	
Country of Origin:	China
Fitting Instruction:	No
CE & UKCA:	
FSC Certified Materials:	Yes
Colour:	Gloss Grey
Construction Method:	Not Applicable
Construction Type:	Flat-Pack
Cabinet Finish:	Not Applicable
Fascia Finish:	MFC Painted Gloss
Cabinet Thickness (mm):	
Fascia Thickness (mm):	18
Drawer Included:	Not Applicable
Drawer Type:	Not Applicable
No of Shelves:	Not Applicable
Hinge Type:	Not Applicable
Hinge Included:	Not Applicable
Adjustable Legs:	Not Applicable
Fixings Included:	Yes
Handle Style:	Not Applicable
Waste Shroud:	Not Applicable
Handle Included:	Not Applicable
Handle Type:	Not Applicable