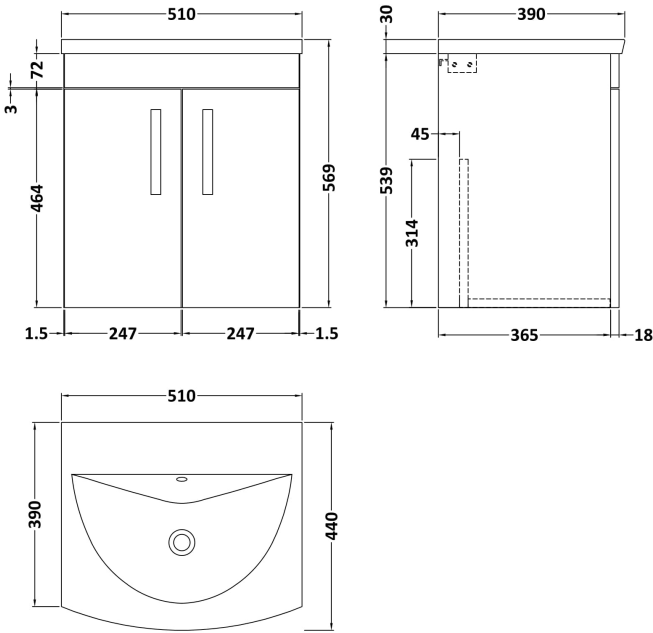


Sales Code: ATH087G

Description: 500 Wh 2-Door Vanity & Basin 4

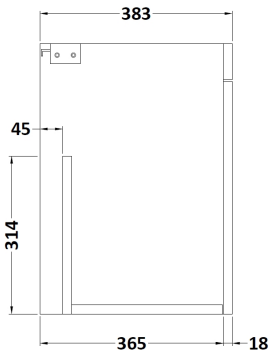
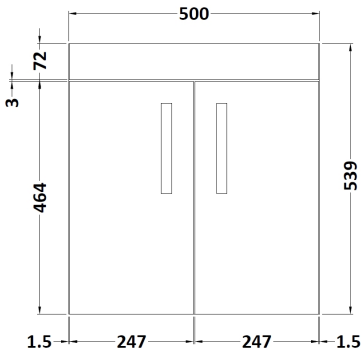


Packaging Details

Barcode: 5056462621494

Sales Code: MOC352

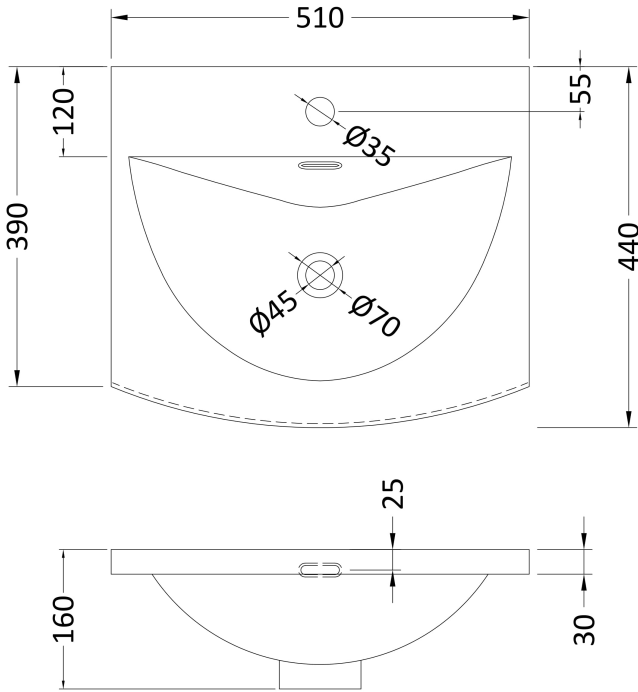
Description: 500 Wall Hung 2-Door Basin Unit



| Product Dimensions                   |                              |
|--------------------------------------|------------------------------|
| Height (mm):                         | 540                          |
| Width (mm):                          | 500                          |
| Depth (mm):                          | 383                          |
| Nett Weight (kg):                    | 11                           |
| Packaging Dimensions                 |                              |
| Height (mm):                         | 405                          |
| Width (mm):                          | 520                          |
| Depth (mm):                          | 560                          |
| Gross Weight (kg):                   | 11.5                         |
| Packaging Data                       |                              |
| Box Colour:                          | Brown Cardboard Box          |
| Box Qty:                             | 1                            |
| Label Size:                          | 100 x 50                     |
| Label Colour:                        | White Label                  |
| Label Qty:                           | 2                            |
| Outer Box Dimensions (If Applicable) |                              |
| Height (mm):                         |                              |
| Width (mm):                          |                              |
| Depth (mm):                          |                              |
| Gross Weight (kg):                   |                              |
| Barcode:                             | 5056211816232                |
| Product Details                      |                              |
| Country of Origin:                   | China                        |
| Fitting Instruction:                 | No                           |
| CE & UKCA:                           | N/A                          |
| FSC Certified Materials:             | Yes                          |
| Colour:                              | Gloss Grey                   |
| Construction Method:                 | Cam & Wood Dowel             |
| Construction Type:                   | Rigid                        |
| Cabinet Finish:                      | MFC Painted Gloss            |
| Fascia Finish:                       | Mdf Painted Gloss            |
| Cabinet Thickness (mm):              | 16                           |
| Fascia Thickness (mm):               | 18                           |
| Drawer Included:                     | No                           |
| Drawer Type:                         | Not Applicable               |
| No of Shelves:                       | 0                            |
| Hinge Type:                          | 95 Degree Clip-On Soft Close |
| Hinge Included:                      | Yes, Supplied                |
| Adjustable Legs:                     | No, Not Required             |
| Fixings Included:                    | Yes                          |
| Handle Style:                        | Contemporary                 |
| Waste Shroud:                        | No                           |
| Handle Included:                     | Yes, Supplied                |
| Handle Type:                         | Strap                        |

Sales Code: NVM042

Description: 500 Curved Basin 1Th



Product Dimensions

|                   |     |
|-------------------|-----|
| Height (mm):      | 160 |
| Width (mm):       | 510 |
| Depth (mm):       | 440 |
| Nett Weight (kg): | 9   |

Packaging Dimensions

|                    |     |
|--------------------|-----|
| Height (mm):       | 190 |
| Width (mm):        | 530 |
| Depth (mm):        | 415 |
| Gross Weight (kg): | 9.5 |

Packaging Data

|               |                               |
|---------------|-------------------------------|
| Box Colour:   | Brown Cardboard Box - Printed |
| Box Qty:      | 1                             |
| Label Size:   | 100 x 50                      |
| Label Colour: | White Label                   |
| Label Qty:    | 2                             |

Outer Box Dimensions (If Applicable)

|                    |               |
|--------------------|---------------|
| Height (mm):       |               |
| Width (mm):        |               |
| Depth (mm):        |               |
| Gross Weight (kg): |               |
| Barcode:           | 5056462620985 |

Product Details

|                           |                |
|---------------------------|----------------|
| Country of Origin:        | China          |
| Fitting Instruction:      | No             |
| Certification: CE & UKCA: | No             |
| WRAS:                     | N/A            |
| WRAS No:                  | N/A            |
| Product Material:         | Vitreous China |
| Fixing Supplied:          | No             |

|              |                            |                               |
|--------------|----------------------------|-------------------------------|
| Pans/Bidets: | Trap Style: Not Applicable | Includes Seat: Not Applicable |
|--------------|----------------------------|-------------------------------|

|        |                                |                            |
|--------|--------------------------------|----------------------------|
| Seats: | Seat Type: Not Applicable      | Material: Not Applicable   |
|        | Function: Not Applicable       | Hinge Type: Not Applicable |
|        | Hinge Material: Not Applicable |                            |

|           |                                |                          |
|-----------|--------------------------------|--------------------------|
| Cisterns: | Operating Type: Not Applicable | Fittings: Not Applicable |
|           | Lever Type: Not Applicable     |                          |

|         |                              |                         |
|---------|------------------------------|-------------------------|
| Basins: | Tap Hole: One Taphole        | Chain Stay Hole: No     |
|         | Template: Not Required       | Waste Type Req: Slotted |
|         | Overflow Inc: Yes            | Overflow Cover: Yes     |
|         | Inner Bowl Depth (mm): 125mm |                         |