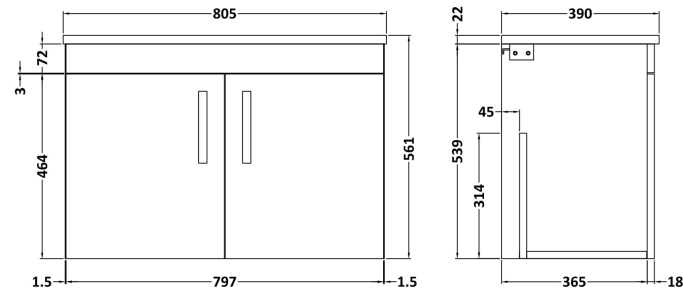


Sales Code: ATH097LSW

Description: 800 W/H 2-Door Unit & Lam Worktop

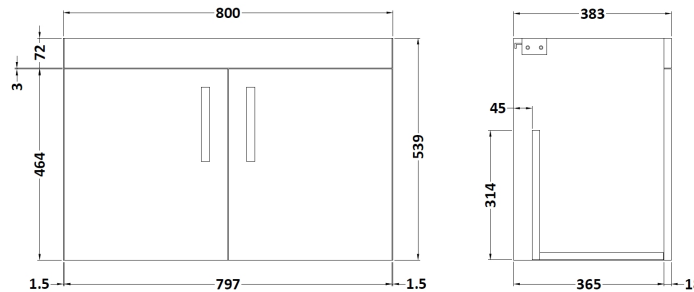

Packaging Details

Barcode: 5056462612461



Sales Code: MOC555

Description: 800 Wall Hung 2-Door Basin Unit



Product Dimensions

Height (mm):	540
Width (mm):	800
Depth (mm):	383
Nett Weight (kg):	15

Packaging Dimensions

Height (mm):	405
Width (mm):	820
Depth (mm):	560
Gross Weight (kg):	15

Packaging Data

Box Colour:	Brown Cardboard Box
Box Qty:	1
Label Size:	100 x 50
Label Colour:	White Label
Label Qty:	2

Outer Box Dimensions (If Applicable)


Height (mm):	
Width (mm):	
Depth (mm):	
Gross Weight (kg):	
Barcode:	5056211816331

Product Details

Country of Origin:	United Kingdom
Fitting Instruction:	No
Certification:	FSC: Yes CE: N/A
Colour:	Stone Grey
Construction Method:	Cam & Wood Dowel
Construction Type:	Rigid
Cabinet Finish:	MFC Smooth Matt
Fascia Finish:	MFC Smooth Matt
Cabinet Thickness (mm):	18
Fascia Thickness (mm):	18
Drawer Included:	No
Drawer Type:	Not Applicable
No of Shelves:	0
Hinge Type:	95 Degree Clip-On Soft Close
Hinge Included:	Yes, Supplied
Adjustable Legs:	No, Not Required
Fixings Included:	Yes
Handle Style:	Contemporary
Handle Included:	Yes, Supplied
Waste Shroud:	No
Handle Type:	D-Shape

Sales Code: LSW800

Description: Laminate Worktop 805X390x22mm



Product Dimensions

Height (mm):	22
Width (mm):	805
Depth (mm):	390
Nett Weight (kg):	2.75

Packaging Dimensions

Height (mm):	25
Width (mm):	810
Depth (mm):	455
Gross Weight (kg):	2.75

Packaging Data

Box Colour:	Brown Cardboard Box
Box Qty:	1
Label Size:	100 x 50
Label Colour:	White Label
Label Qty:	1

Outer Box Dimensions (If Applicable)

Height (mm):	
Width (mm):	
Depth (mm):	
Gross Weight (kg):	
Barcode:	5056211874157

Product Details

Country of Origin:	United Kingdom	
Fitting Instruction:	No	
Certification:	FSC: Yes	CE: N/A
Colour:	Sparkling White	
Construction Method:	Not Applicable	
Construction Type:	Not Applicable	
Cabinet Finish:	Not Applicable	
Fascia Finish:	MFC Laminated	
Cabinet Thickness (mm):		
Fascia Thickness (mm):	22	
Drawer Included:	No	
Drawer Type:	Not Applicable	
No of Shelves:	0	
Hinge Type:	Not Applicable	
Hinge Included:	No	
Adjustable Legs:	No, Not Required	
Fixings Included:	No	
Handle Style:	Not Applicable	
Handle Included:	No	
Waste Shroud:	Not Applicable	
Handle Type:	Not Applicable	