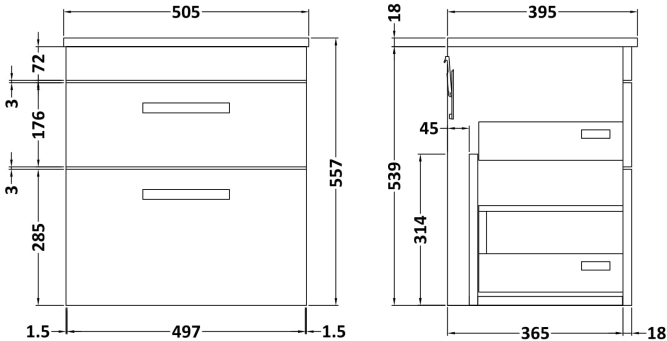


Sales Code: ATH105W

Description: 500 Wh 2-Drawer Vanity & Worktop

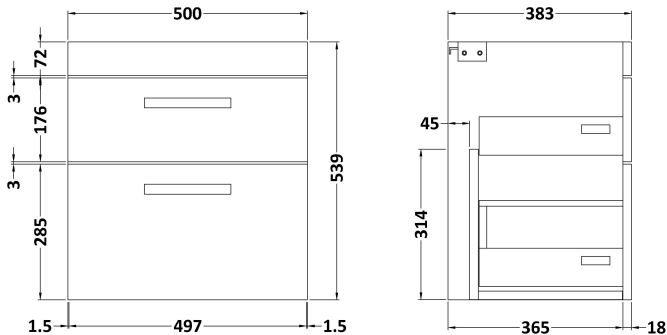


Packaging Details

Barcode: 5056211848257

Sales Code: MOE492

Description: 500 Wall Hung 2-Drawer Basin Unit



Product Dimensions

|                   |      |
|-------------------|------|
| Height (mm):      | 538  |
| Width (mm):       | 500  |
| Depth (mm):       | 383  |
| Nett Weight (kg): | 17.5 |

Packaging Dimensions

|                    |     |
|--------------------|-----|
| Height (mm):       | 560 |
| Width (mm):        | 520 |
| Depth (mm):        | 405 |
| Gross Weight (kg): | 18  |

Packaging Data

|               |                     |
|---------------|---------------------|
| Box Colour:   | Brown Cardboard Box |
| Box Qty:      | 1                   |
| Label Size:   | 100 x 50            |
| Label Colour: | White Label         |
| Label Qty:    | 2                   |

Outer Box Dimensions (If Applicable)

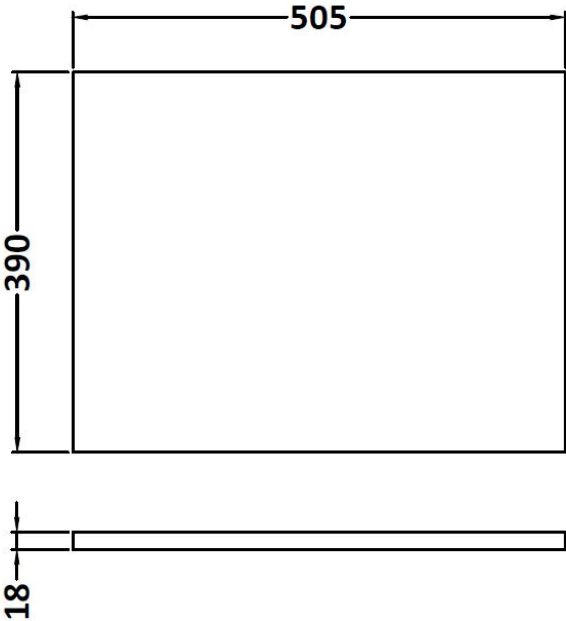
|                    |               |
|--------------------|---------------|
| Height (mm):       |               |
| Width (mm):        |               |
| Depth (mm):        |               |
| Gross Weight (kg): |               |
| Barcode:           | 5056211847908 |

Product Details

|                          |                           |
|--------------------------|---------------------------|
| Country of Origin:       | China                     |
| Fitting Instruction:     | No                        |
| CE & UKCA:               | N/A                       |
| FSC Certified Materials: | Yes                       |
| Colour:                  | Gloss Grey Mist           |
| Construction Method:     | Cam & Wood Dowel          |
| Construction Type:       | Rigid                     |
| Cabinet Finish:          | MFC Painted Gloss         |
| Fascia Finish:           | Mdf Painted Gloss         |
| Cabinet Thickness (mm):  | 16                        |
| Fascia Thickness (mm):   | 18                        |
| Drawer Included:         | Yes                       |
| Drawer Type:             | 80mm High Metal Softclose |
| No of Shelves:           | 0                         |
| Hinge Type:              | Not Applicable            |
| Hinge Included:          | Not Applicable            |
| Adjustable Legs:         | No, Not Required          |
| Fixings Included:        | Yes                       |
| Handle Style:            | Contemporary              |
| Waste Shroud:            | Yes                       |
| Handle Included:         | Yes, Supplied             |
| Handle Type:             | Strap                     |

Sales Code: MWE450

Description: 500 Worktop (505X390x18mm)



| Product Dimensions                   |                     |
|--------------------------------------|---------------------|
| Height (mm):                         | 18                  |
| Width (mm):                          | 505                 |
| Depth (mm):                          | 390                 |
| Nett Weight (kg):                    | 2                   |
| Packaging Dimensions                 |                     |
| Height (mm):                         | 25                  |
| Width (mm):                          | 525                 |
| Depth (mm):                          | 410                 |
| Gross Weight (kg):                   | 2                   |
| Packaging Data                       |                     |
| Box Colour:                          | Brown Cardboard Box |
| Box Qty:                             | 1                   |
| Label Size:                          | 140 x 20            |
| Label Colour:                        | White Label         |
| Label Qty:                           | 2                   |
| Outer Box Dimensions (If Applicable) |                     |
| Height (mm):                         |                     |
| Width (mm):                          |                     |
| Depth (mm):                          |                     |
| Gross Weight (kg):                   |                     |
| Barcode:                             | 5056211848141       |
| Product Details                      |                     |
| Country of Origin:                   | China               |
| Fitting Instruction:                 | No                  |
| CE & UKCA:                           |                     |
| FSC Certified Materials:             | Yes                 |
| Colour:                              | Gloss Grey Mist     |
| Construction Method:                 | Not Applicable      |
| Construction Type:                   | Flat-Pack           |
| Cabinet Finish:                      | Not Applicable      |
| Fascia Finish:                       | MFC Painted Gloss   |
| Cabinet Thickness (mm):              |                     |
| Fascia Thickness (mm):               | 18                  |
| Drawer Included:                     | Not Applicable      |
| Drawer Type:                         | Not Applicable      |
| No of Shelves:                       | Not Applicable      |
| Hinge Type:                          | Not Applicable      |
| Hinge Included:                      | Not Applicable      |
| Adjustable Legs:                     | Not Applicable      |
| Fixings Included:                    | Yes                 |
| Handle Style:                        | Not Applicable      |
| Waste Shroud:                        | Not Applicable      |
| Handle Included:                     | Not Applicable      |
| Handle Type:                         | Not Applicable      |