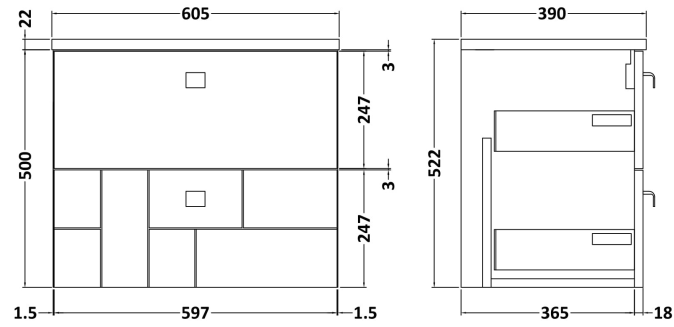


**Sales Code:** BLO302LSW

**Description:** 600 W/H 2-Drawer Unit & Lam Worktop

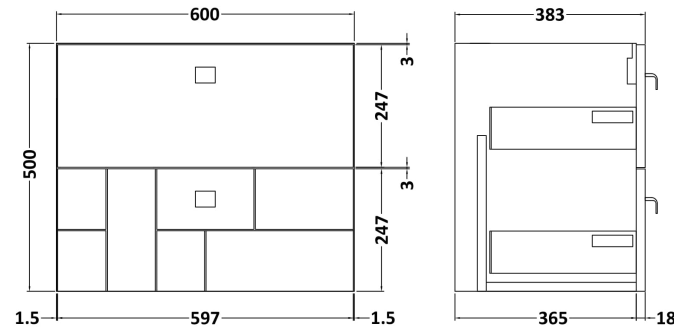


**Packaging Details**

Barcode: 5056462613864

Sales Code: MOF393A

Description: 600 W/H 2-Drawer Unit



### Product Dimensions

Height (mm):	500
Width (mm):	600
Depth (mm):	383
Nett Weight (kg):	21.5

### Packaging Dimensions

Height (mm):	560
Width (mm):	620
Depth (mm):	405
Gross Weight (kg):	22

### Packaging Data

Box Colour:	Brown Cardboard Box
Box Qty:	1
Label Size:	150 x 100
Label Colour:	White Label
Label Qty:	2

### Outer Box Dimensions (If Applicable)


Height (mm):	
Width (mm):	
Depth (mm):	
Gross Weight (kg):	
Barcode:	5056211884255

### Product Details

Country of Origin:	China
Fitting Instruction:	No
Certification:	FSC: Yes CE: N/A
Colour:	Satin Blue
Construction Method:	Cam & Wood Dowel
Construction Type:	Rigid
Cabinet Finish:	MFC Painted Matt
Fascia Finish:	Mdf Painted Matt
Cabinet Thickness (mm):	18
Fascia Thickness (mm):	18
Drawer Included:	Yes
Drawer Type:	80mm High Metal S/C Inc Galler
No of Shelves:	0
Hinge Type:	Not Applicable
Hinge Included:	Not Applicable
Adjustable Legs:	Not Applicable
Fixings Included:	Yes
Handle Style:	Modern
Handle Included:	Yes, Supplied
Waste Shroud:	Yes
Handle Type:	Drop

**Sales Code:** LSW600

**Description:** Laminate Worktop 605X390x22mm



**Product Dimensions**

Height (mm):	22
Width (mm):	605
Depth (mm):	390
Nett Weight (kg):	2

**Packaging Dimensions**

Height (mm):	25
Width (mm):	610
Depth (mm):	455
Gross Weight (kg):	2

**Packaging Data**

Box Colour:	Brown Cardboard Box
Box Qty:	1
Label Size:	100 x 50
Label Colour:	White Label
Label Qty:	1

**Outer Box Dimensions (If Applicable)**

Height (mm):	
Width (mm):	
Depth (mm):	
Gross Weight (kg):	
Barcode:	5056211874188

**Product Details**

Country of Origin:	United Kingdom	
Fitting Instruction:	No	
Certification:	FSC: Yes	CE: N/A
Colour:	Sparkling White	
Construction Method:	Not Applicable	
Construction Type:	Not Applicable	
Cabinet Finish:	Not Applicable	
Fascia Finish:	MFC Laminated	
Cabinet Thickness (mm):		
Fascia Thickness (mm):	22	
Drawer Included:	No	
Drawer Type:	Not Applicable	
No of Shelves:	0	
Hinge Type:	Not Applicable	
Hinge Included:	No	
Adjustable Legs:	No, Not Required	
Fixings Included:	No	
Handle Style:	Not Applicable	
Handle Included:	No	
Waste Shroud:	Not Applicable	
Handle Type:	Not Applicable	