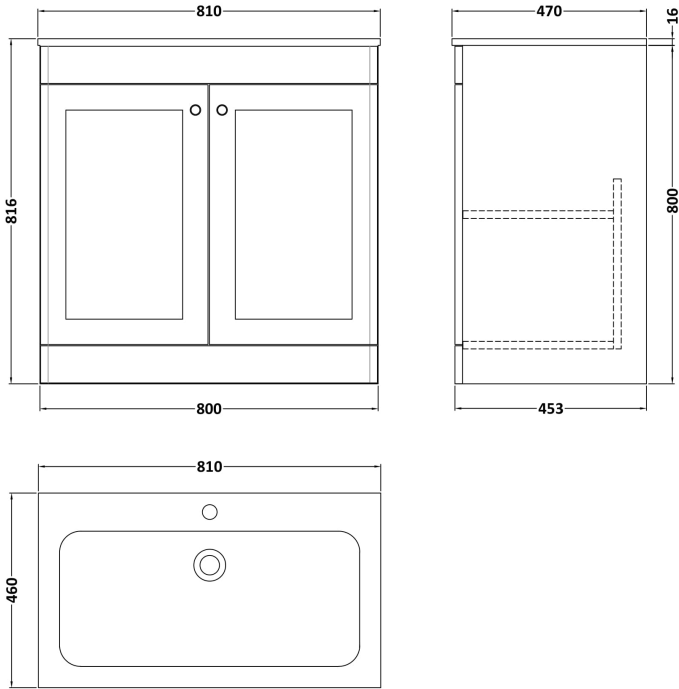


Sales Code: CLC126Q

Description: 800 Fs 2-Door Unit & Stone Basin 1Th

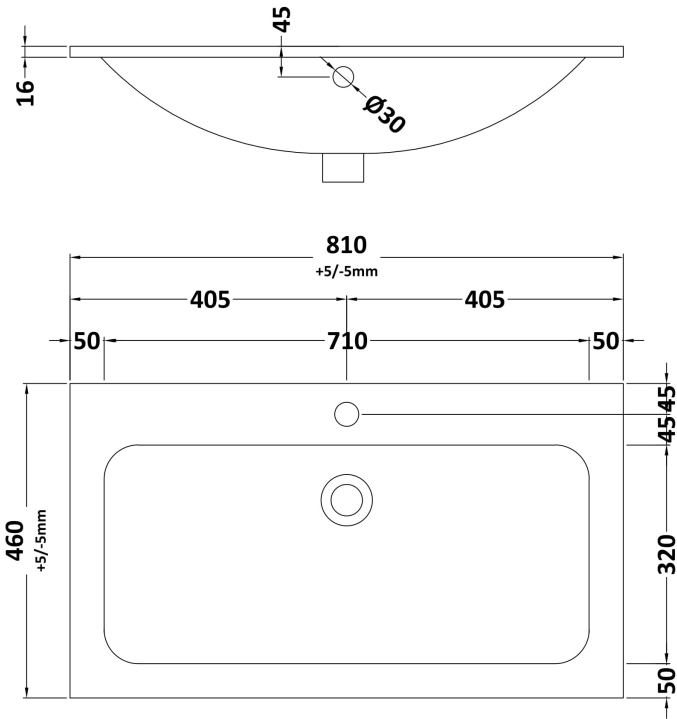
Packaging Details

Barcode: 5056817715328



Sales Code: SBM905

Description: 810 X 460mm Basin 1T/H



Product Dimensions

|                   |    |
|-------------------|----|
| Height (mm):      |    |
| Width (mm):       |    |
| Depth (mm):       |    |
| Nett Weight (kg): | 16 |

Packaging Dimensions

|                    |      |
|--------------------|------|
| Height (mm):       | 200  |
| Width (mm):        | 875  |
| Depth (mm):        | 530  |
| Gross Weight (kg): | 16.5 |

Packaging Data

|               |   |
|---------------|---|
| Box Colour:   |   |
| Box Qty:      |   |
| Label Size:   | x |
| Label Colour: |   |
| Label Qty:    |   |

Outer Box Dimensions (If Applicable)

|                    |               |
|--------------------|---------------|
| Height (mm):       |               |
| Width (mm):        |               |
| Depth (mm):        |               |
| Gross Weight (kg): |               |
| Barcode:           | 5056678424339 |

Product Details

|                           |       |          |  |
|---------------------------|-------|----------|--|
| Country of Origin:        | China |          |  |
| Fitting Instruction:      | No    |          |  |
| Certification: CE & UKCA: | WRAS: | WRAS No: |  |
| Product Material:         |       |          |  |
| Fixing Supplied:          |       |          |  |

|                     |             |                |
|---------------------|-------------|----------------|
| <b>Pans/Bidets:</b> | Trap Style: | Includes Seat: |
|---------------------|-------------|----------------|

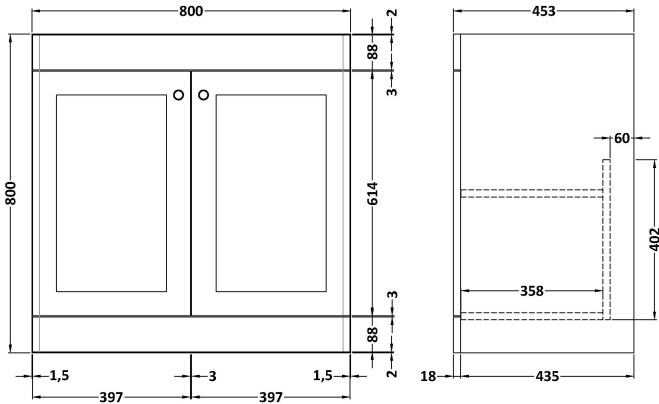
|               |                 |             |
|---------------|-----------------|-------------|
| <b>Seats:</b> | Seat Type:      | Material:   |
|               | Function:       | Hinge Type: |
|               | Hinge Material: |             |

|                  |                 |           |
|------------------|-----------------|-----------|
| <b>Cisterns:</b> | Operating Type: | Fittings: |
|                  | Lever Type:     |           |

|                |                        |                  |
|----------------|------------------------|------------------|
| <b>Basins:</b> | Tap Hole:              | Chain Stay Hole: |
|                | Template:              | Waste Type Req:  |
|                | Overflow Inc:          | Overflow Cover:  |
|                | Inner Bowl Depth (mm): |                  |

Sales Code: CLA126

Description: 800 F/S 2-Door Unit (800X800 X453)



Product Dimensions

|                   |      |
|-------------------|------|
| Height (mm):      | 800  |
| Width (mm):       | 800  |
| Depth (mm):       | 453  |
| Nett Weight (kg): | 30.5 |

Packaging Dimensions

|                    |     |
|--------------------|-----|
| Height (mm):       | 835 |
| Width (mm):        | 825 |
| Depth (mm):        | 480 |
| Gross Weight (kg): | 31  |

Packaging Data

|               |                     |
|---------------|---------------------|
| Box Colour:   | Brown Cardboard Box |
| Box Qty:      | 1                   |
| Label Size:   | 100 x 50            |
| Label Colour: | White Label         |
| Label Qty:    | 2                   |

Outer Box Dimensions (If Applicable)

|                    |               |
|--------------------|---------------|
| Height (mm):       |               |
| Width (mm):        |               |
| Depth (mm):        |               |
| Gross Weight (kg): |               |
| Barcode:           | 5056462643182 |

Product Details

|                          |                              |
|--------------------------|------------------------------|
| Country of Origin:       | China                        |
| Fitting Instruction:     | No                           |
| CE & UKCA:               | N/A                          |
| FSC Certified Materials: | Yes                          |
| Colour:                  | Satin White                  |
| Construction Method:     | Cam & Wood Dowel             |
| Construction Type:       | Rigid                        |
| Cabinet Finish:          | MFC Painted Matt             |
| Fascia Finish:           | Mdf Painted Matt             |
| Cabinet Thickness (mm):  | 18                           |
| Fascia Thickness (mm):   | 18                           |
| Drawer Included:         | No                           |
| Drawer Type:             | Not Applicable               |
| No of Shelves:           | 1                            |
| Hinge Type:              | 95 Degree Clip-On Soft Close |
| Hinge Included:          | Yes, Supplied                |
| Adjustable Legs:         | No, Not Required             |
| Fixings Included:        | Yes                          |
| Handle Style:            | Traditional                  |
| Waste Shroud:            | Not Applicable               |
| Handle Included:         | Yes, Supplied                |
| Handle Type:             | Knob                         |