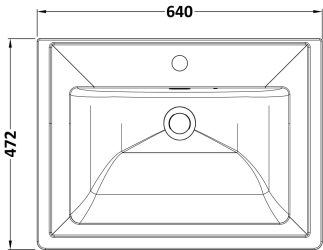
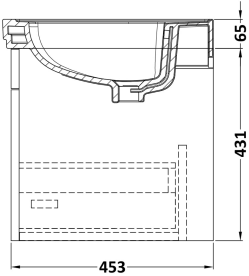
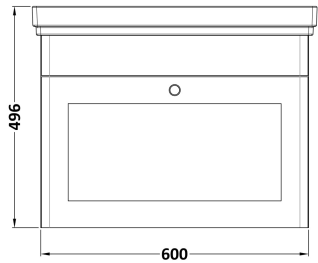


Sales Code: CLC1494A

Description: 600 W/H 1-Drawer Unit & Basin 1Th

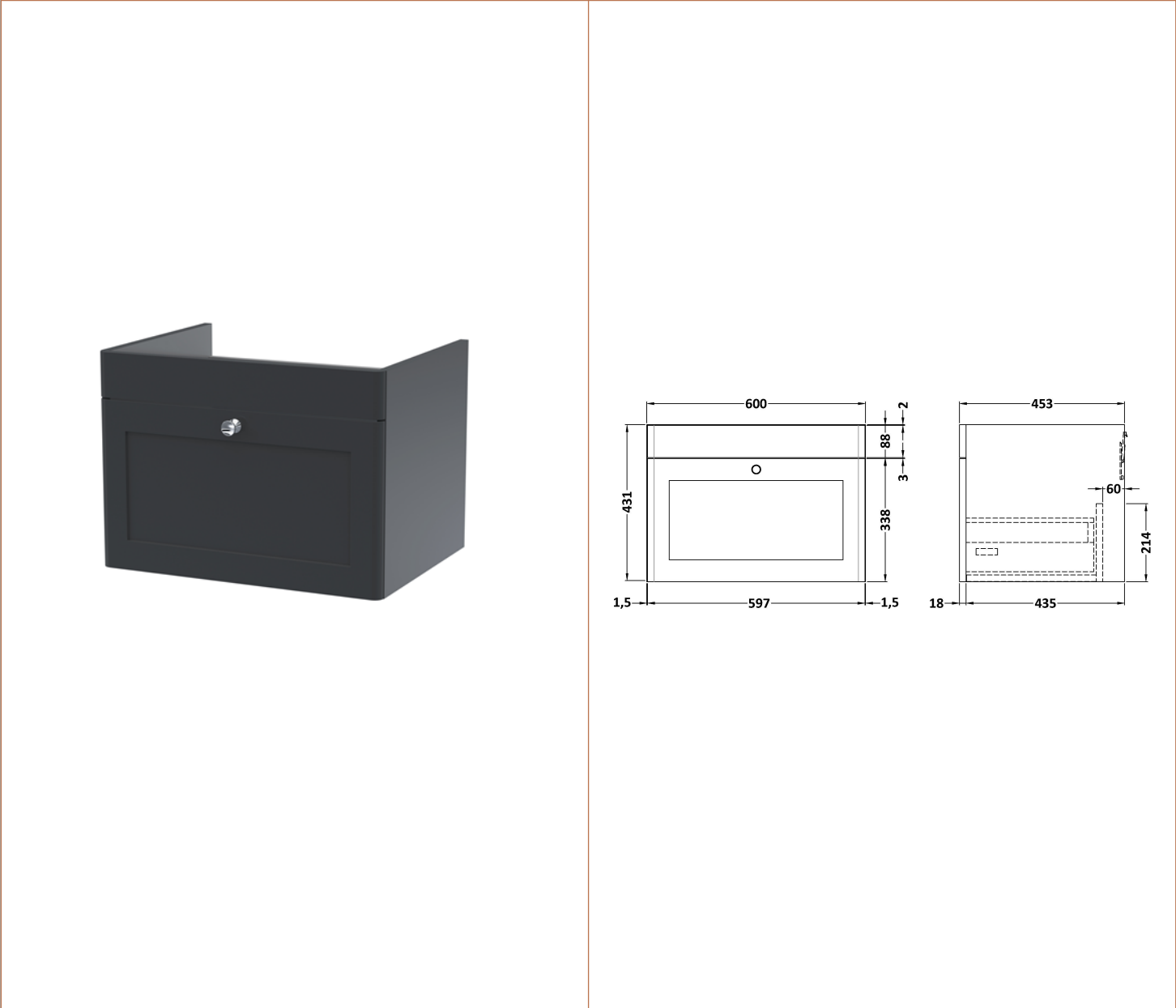


Packaging Details

Barcode: 5056462686844

Sales Code: CLA1494

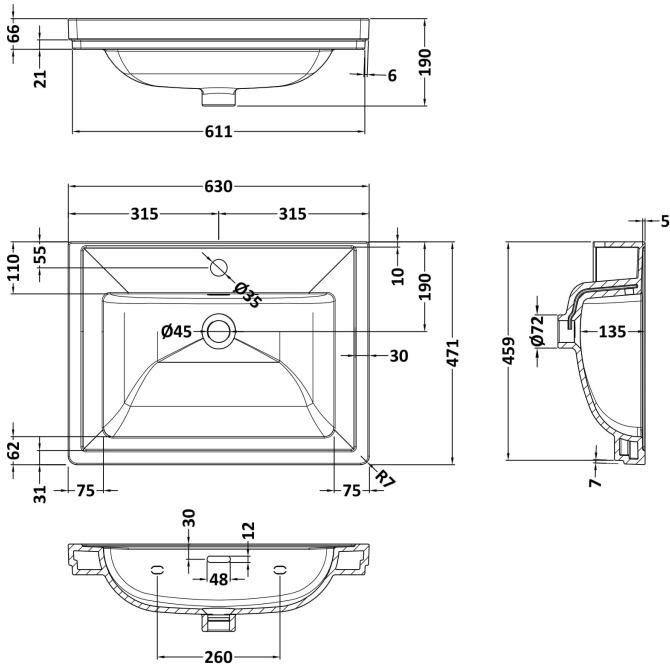
Description: 600 W/H 1-Drawer Unit (431X600x453)



Product Dimensions	
Height (mm):	431
Width (mm):	600
Depth (mm):	453
Nett Weight (kg):	19
Packaging Dimensions	
Height (mm):	465
Width (mm):	625
Depth (mm):	480
Gross Weight (kg):	19.5
Packaging Data	
Box Colour:	Brown Cardboard Box
Box Qty:	1
Label Size:	100 x 50
Label Colour:	White Label
Label Qty:	2
Outer Box Dimensions (If Applicable)	
Height (mm):	
Width (mm):	
Depth (mm):	
Gross Weight (kg):	
Barcode:	5056462643298
Product Details	
Country of Origin:	China
Fitting Instruction:	No
CE & UKCA:	N/A
FSC Certified Materials:	Yes
Colour:	Satin Soft Black
Construction Method:	Cam & Wood Dowel
Construction Type:	Rigid
Cabinet Finish:	MFC Painted Matt
Fascia Finish:	Mdf Painted Matt
Cabinet Thickness (mm):	18
Fascia Thickness (mm):	18
Drawer Included:	Yes
Drawer Type:	80mm High Metal S/C Inc Galler
No of Shelves:	Not Applicable
Hinge Type:	Not Applicable
Hinge Included:	Not Applicable
Adjustable Legs:	No, Not Required
Fixings Included:	Yes
Handle Style:	Traditional
Waste Shroud:	Yes
Handle Included:	Yes, Supplied
Handle Type:	Knob

Sales Code: CBM503

Description: 600 Classique Basin 1Th



Product Dimensions

Height (mm):	66
Width (mm):	630
Depth (mm):	471
Nett Weight (kg):	17

Packaging Dimensions

Height (mm):	490
Width (mm):	650
Depth (mm):	220
Gross Weight (kg):	17

Packaging Data

Box Colour:	Brown Cardboard Box - Printed
Box Qty:	1
Label Size:	100 x 50
Label Colour:	White Label
Label Qty:	2

Outer Box Dimensions (If Applicable)

Height (mm):	
Width (mm):	
Depth (mm):	
Gross Weight (kg):	
Barcode:	5056462643656

Product Details

Country of Origin:	Utd.Arab.Emir.
Fitting Instruction:	No
Certification: CE & UKCA:	No WRAS: N/A WRAS No: N/A
Product Material:	Fireclay
Fixing Supplied:	No

Pans/Bidets:	Trap Style: N/A	Includes Seat: Not Applicable
--------------	-----------------	-------------------------------

Seats:	Seat Type: N/A	Material: Not Applicable
	Function: Not Applicable	Hinge Type: Not Applicable
	Hinge Material: Not Applicable	

Cisterns:	Operating Type: Not Applicable	Fittings: Not Applicable
	Lever Type: Not Applicable	

Basins:	Tap Hole: One Taphole	Chain Stay Hole: No
	Template: Not Required	Waste Type Req: Slotted
	Overflow Inc: Yes	Overflow Cover: Yes
	Inner Bowl Depth (mm):	135 mm