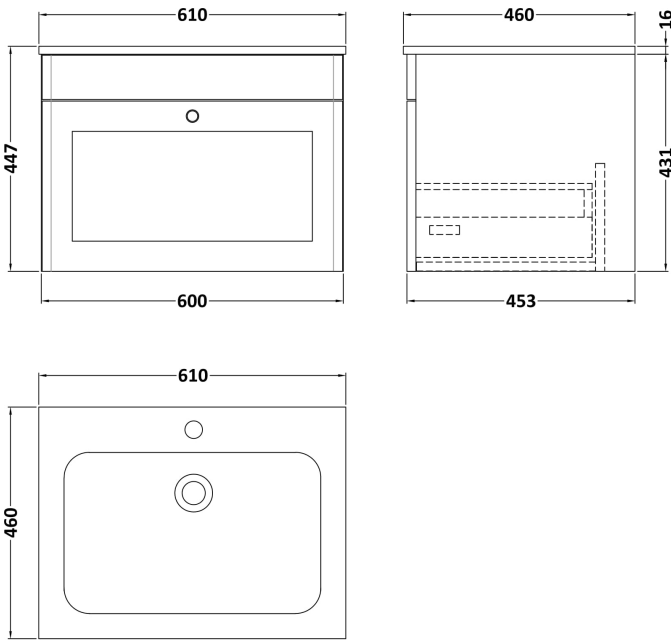


Sales Code: CLC1494Q

Description: 600 Wh 1-Drawer Unit & Stone Basin 1Th

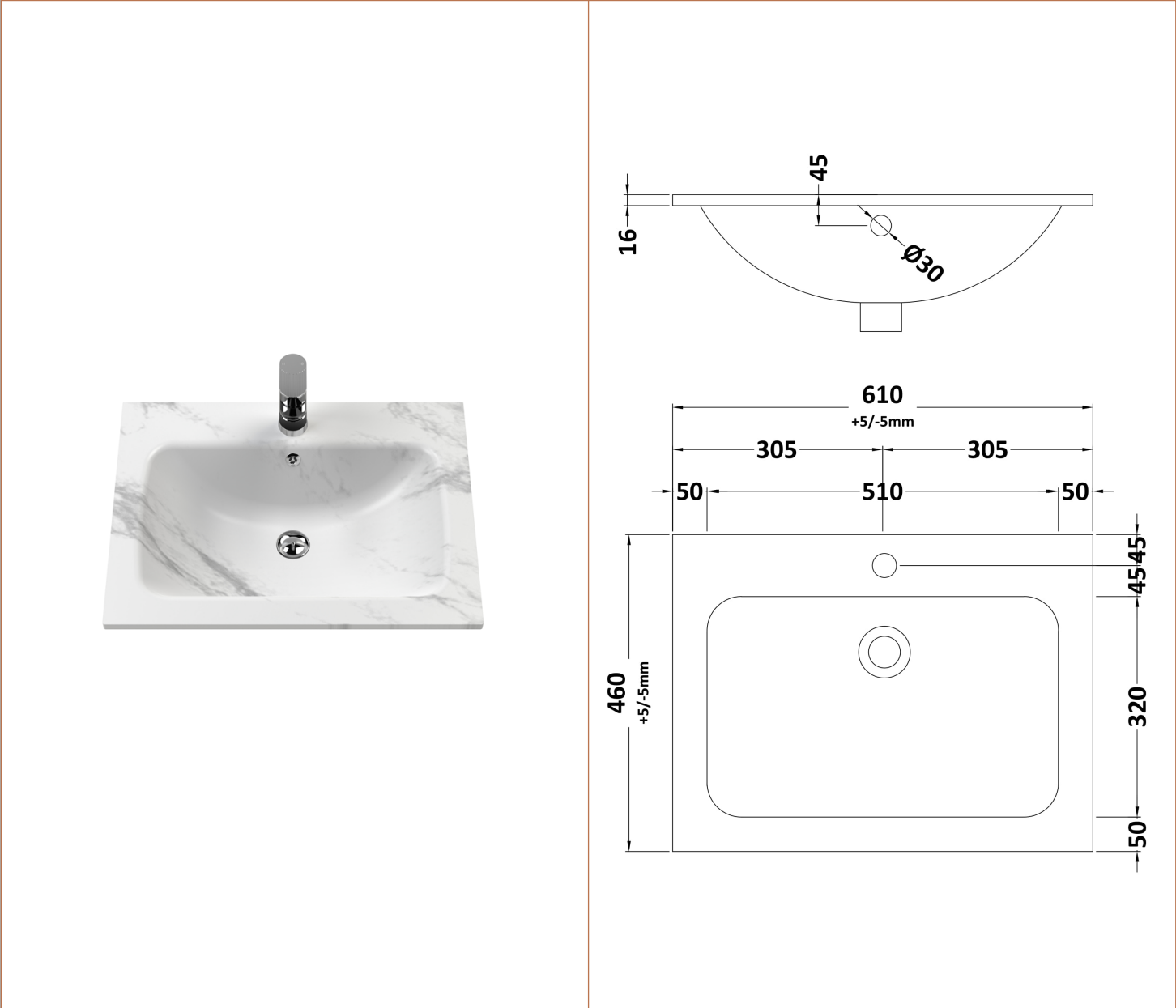
Packaging Details

Barcode: 5056817715144



Sales Code: SBM903

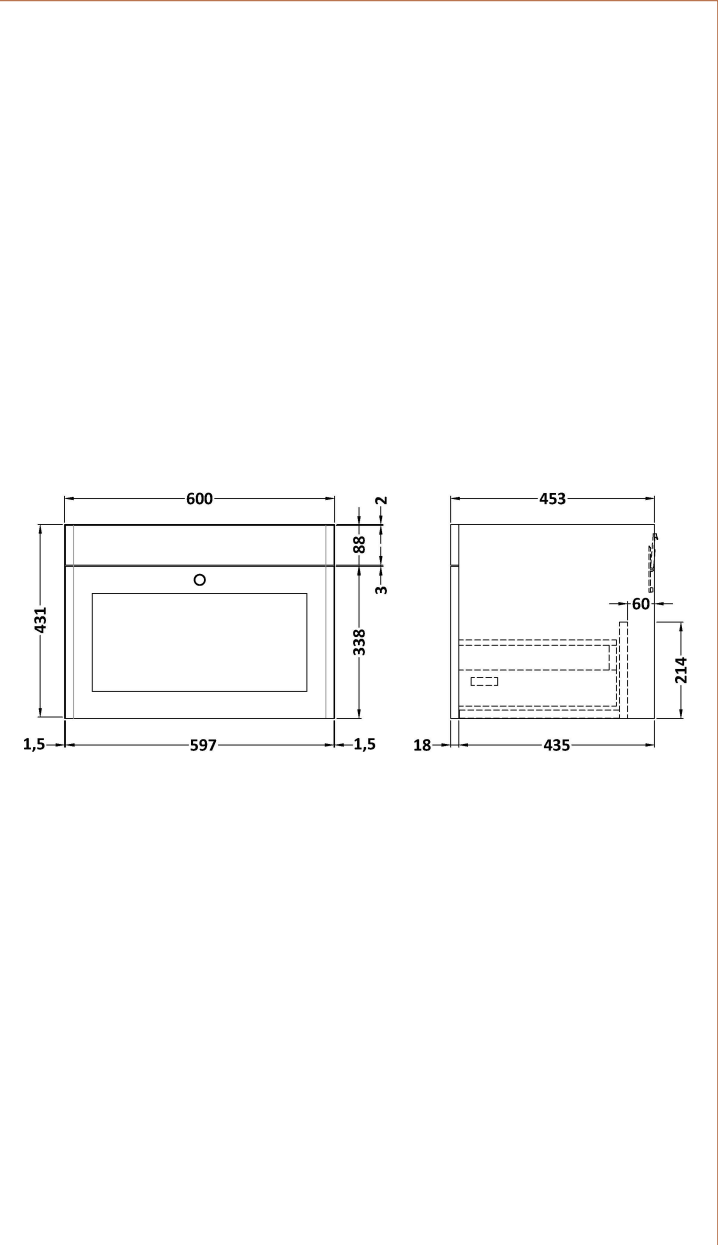
Description: 610 X 460mm Basin 1T/H



Product Dimensions		
Height (mm):		
Width (mm):		
Depth (mm):		
Nett Weight (kg):		13.5
Packaging Dimensions		
Height (mm):		200
Width (mm):		675
Depth (mm):		530
Gross Weight (kg):		14
Packaging Data		
Box Colour:		
Box Qty:		
Label Size:		x
Label Colour:		
Label Qty:		
Outer Box Dimensions (If Applicable)		
Height (mm):		
Width (mm):		
Depth (mm):		
Gross Weight (kg):		
Barcode:		5056678424353
Product Details		
Country of Origin:		China
Fitting Instruction:		No
Certification: CE & UKCA:		WRAS: WRAS No:
Product Material:		
Fixing Supplied:		
Pans/Bidets:	Trap Style:	Includes Seat:
Seats:	Seat Type:	Material:
	Function:	Hinge Type:
	Hinge Material:	
Cisterns:	Operating Type:	Fittings:
	Lever Type:	
Basins:	Tap Hole:	Chain Stay Hole:
	Template:	Waste Type Req:
	Overflow Inc:	Overflow Cover:
	Inner Bowl Depth (mm):	

Sales Code: CLA1494

Description: 600 W/H 1-Drawer Unit (431X600x453)



Product Dimensions	
Height (mm):	431
Width (mm):	600
Depth (mm):	453
Nett Weight (kg):	19
Packaging Dimensions	
Height (mm):	465
Width (mm):	625
Depth (mm):	480
Gross Weight (kg):	19.5
Packaging Data	
Box Colour:	Brown Cardboard Box
Box Qty:	1
Label Size:	100 x 50
Label Colour:	White Label
Label Qty:	2
Outer Box Dimensions (If Applicable)	
Height (mm):	
Width (mm):	
Depth (mm):	
Gross Weight (kg):	
Barcode:	5056462643298
Product Details	
Country of Origin:	China
Fitting Instruction:	No
CE & UKCA:	N/A
FSC Certified Materials:	Yes
Colour:	Satin Soft Black
Construction Method:	Cam & Wood Dowel
Construction Type:	Rigid
Cabinet Finish:	MFC Painted Matt
Fascia Finish:	Mdf Painted Matt
Cabinet Thickness (mm):	18
Fascia Thickness (mm):	18
Drawer Included:	Yes
Drawer Type:	80mm High Metal S/C Inc Galler
No of Shelves:	Not Applicable
Hinge Type:	Not Applicable
Hinge Included:	Not Applicable
Adjustable Legs:	No, Not Required
Fixings Included:	Yes
Handle Style:	Traditional
Waste Shroud:	Yes
Handle Included:	Yes, Supplied
Handle Type:	Knob