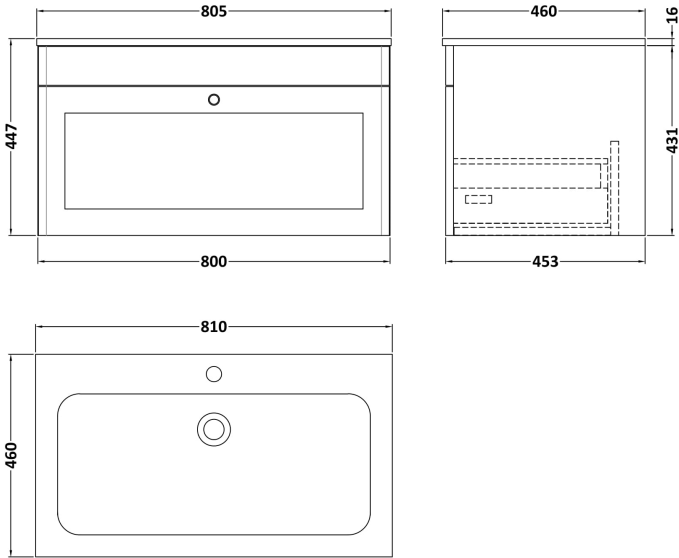


Sales Code: CLC196P

Description: 800 Wh 1-Drawer Unit & Stone Basin 1Th

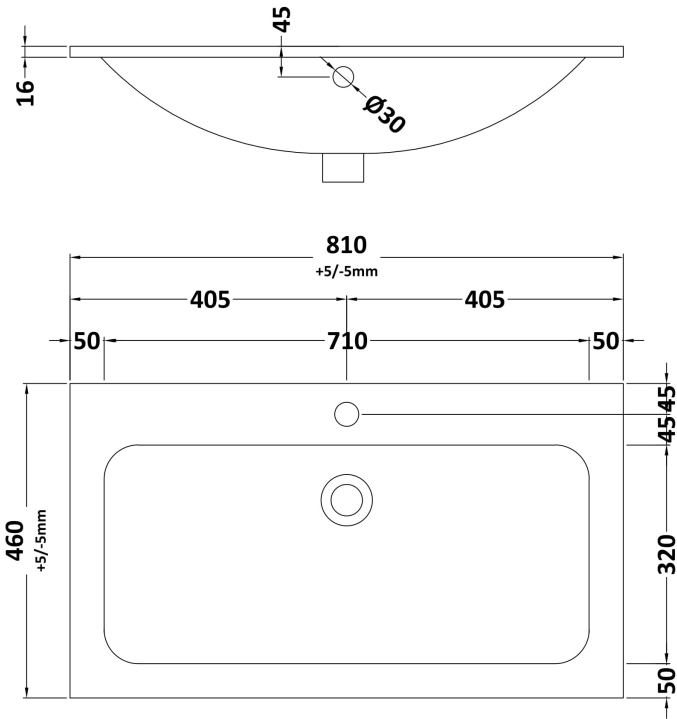
Packaging Details

Barcode: 5056817715205



Sales Code: SBM105

Description: 810 X 460mm Basin 1T/H



Product Dimensions

Height (mm):	
Width (mm):	
Depth (mm):	
Nett Weight (kg):	16

Packaging Dimensions

Height (mm):	200
Width (mm):	875
Depth (mm):	530
Gross Weight (kg):	16.5

Packaging Data

Box Colour:	
Box Qty:	
Label Size:	x
Label Colour:	
Label Qty:	

Outer Box Dimensions (If Applicable)

Height (mm):	
Width (mm):	
Depth (mm):	
Gross Weight (kg):	
Barcode:	5056678424346

Product Details

Country of Origin:	China		
Fitting Instruction:	No		
Certification: CE & UKCA:	WRAS:	WRAS No:	
Product Material:			
Fixing Supplied:			

Pans/Bidets:	Trap Style:	Includes Seat:
--------------	-------------	----------------

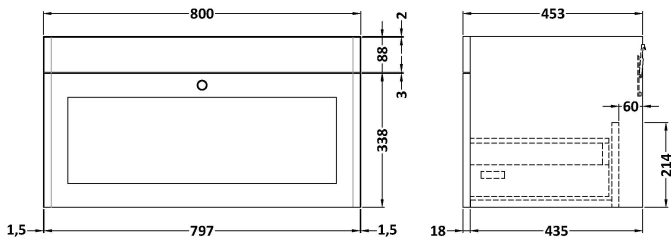
Seats:	Seat Type:	Material:
	Function:	Hinge Type:
	Hinge Material:	

Cisterns:	Operating Type:	Fittings:
	Lever Type:	

Basins:	Tap Hole:	Chain Stay Hole:
	Template:	Waste Type Req:
	Overflow Inc:	Overflow Cover:
	Inner Bowl Depth (mm):	

Sales Code: CLA196

Description: 800 W/H 1-Drawer Unit (431X800x453)



Product Dimensions

Height (mm):	431
Width (mm):	800
Depth (mm):	453
Nett Weight (kg):	23

Packaging Dimensions

Height (mm):	465
Width (mm):	825
Depth (mm):	480
Gross Weight (kg):	23.5

Packaging Data

Box Colour:	Brown Cardboard Box
Box Qty:	1
Label Size:	100 x 50
Label Colour:	White Label
Label Qty:	2

Outer Box Dimensions (If Applicable)

Height (mm):	
Width (mm):	
Depth (mm):	
Gross Weight (kg):	
Barcode:	5056462643304

Product Details

Country of Origin:	China
Fitting Instruction:	No
CE & UKCA:	N/A
FSC Certified Materials:	Yes
Colour:	Satin White
Construction Method:	Cam & Wood Dowel
Construction Type:	Rigid
Cabinet Finish:	MFC Painted Matt
Fascia Finish:	Mdf Painted Matt
Cabinet Thickness (mm):	18
Fascia Thickness (mm):	18
Drawer Included:	Yes
Drawer Type:	80mm High Metal S/C Inc Galler
No of Shelves:	Not Applicable
Hinge Type:	Not Applicable
Hinge Included:	Not Applicable
Adjustable Legs:	No, Not Required
Fixings Included:	Yes
Handle Style:	Traditional
Waste Shroud:	Yes
Handle Included:	Yes, Supplied
Handle Type:	Knob