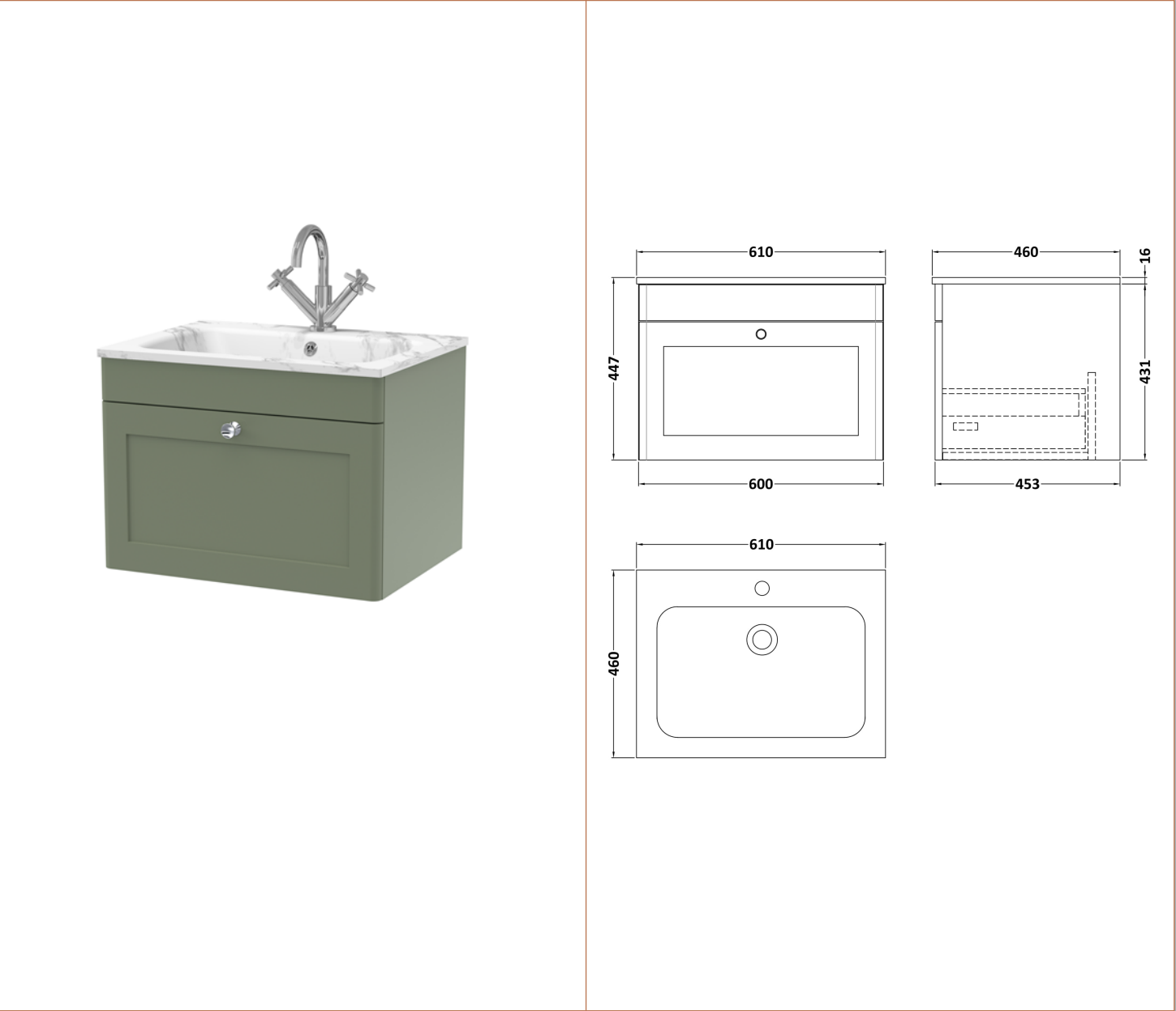


Sales Code: CLC894Q

Description: 600 Wh 1-Drawer Unit & Stone Basin 1Th

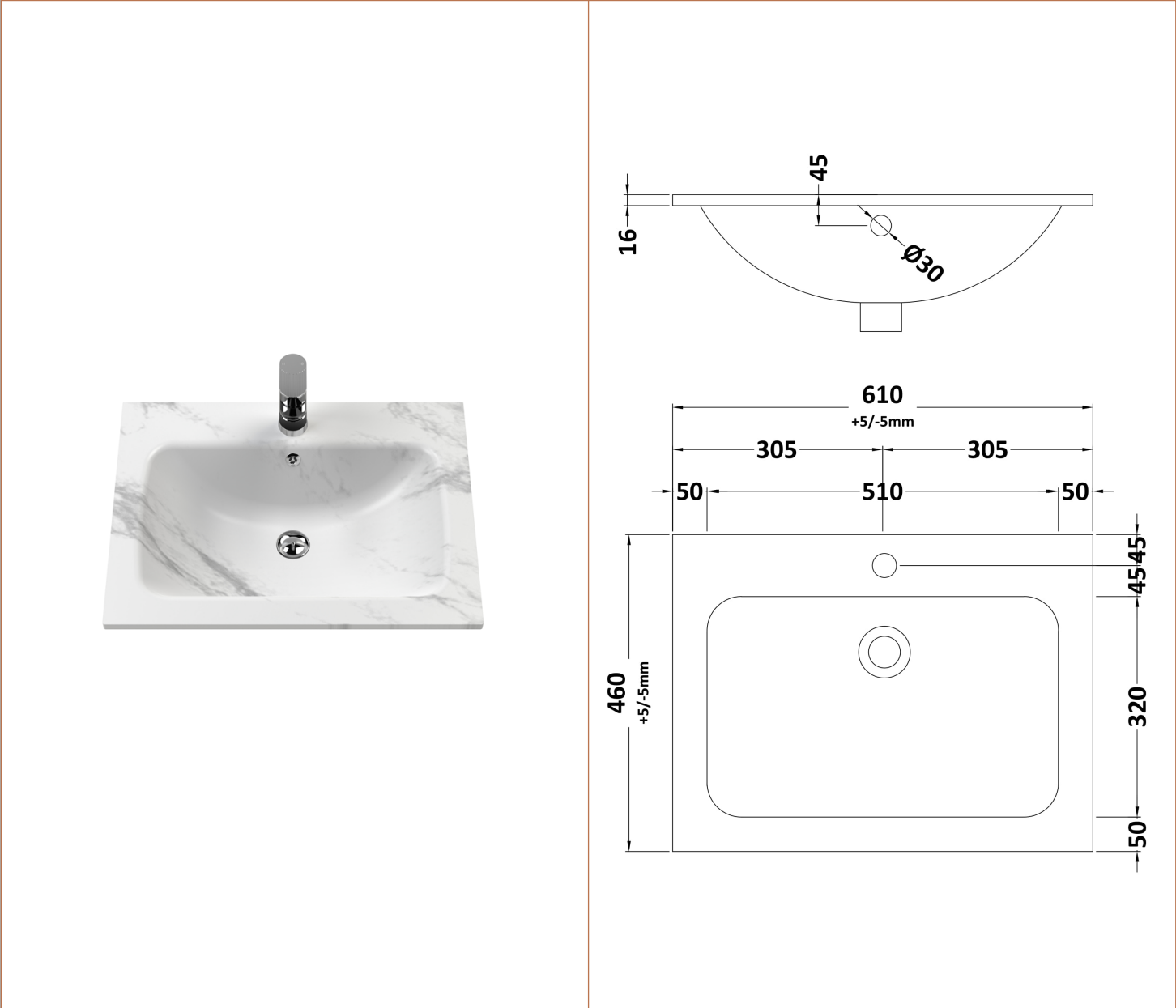
Packaging Details

Barcode: 5056817715151



Sales Code: SBM903

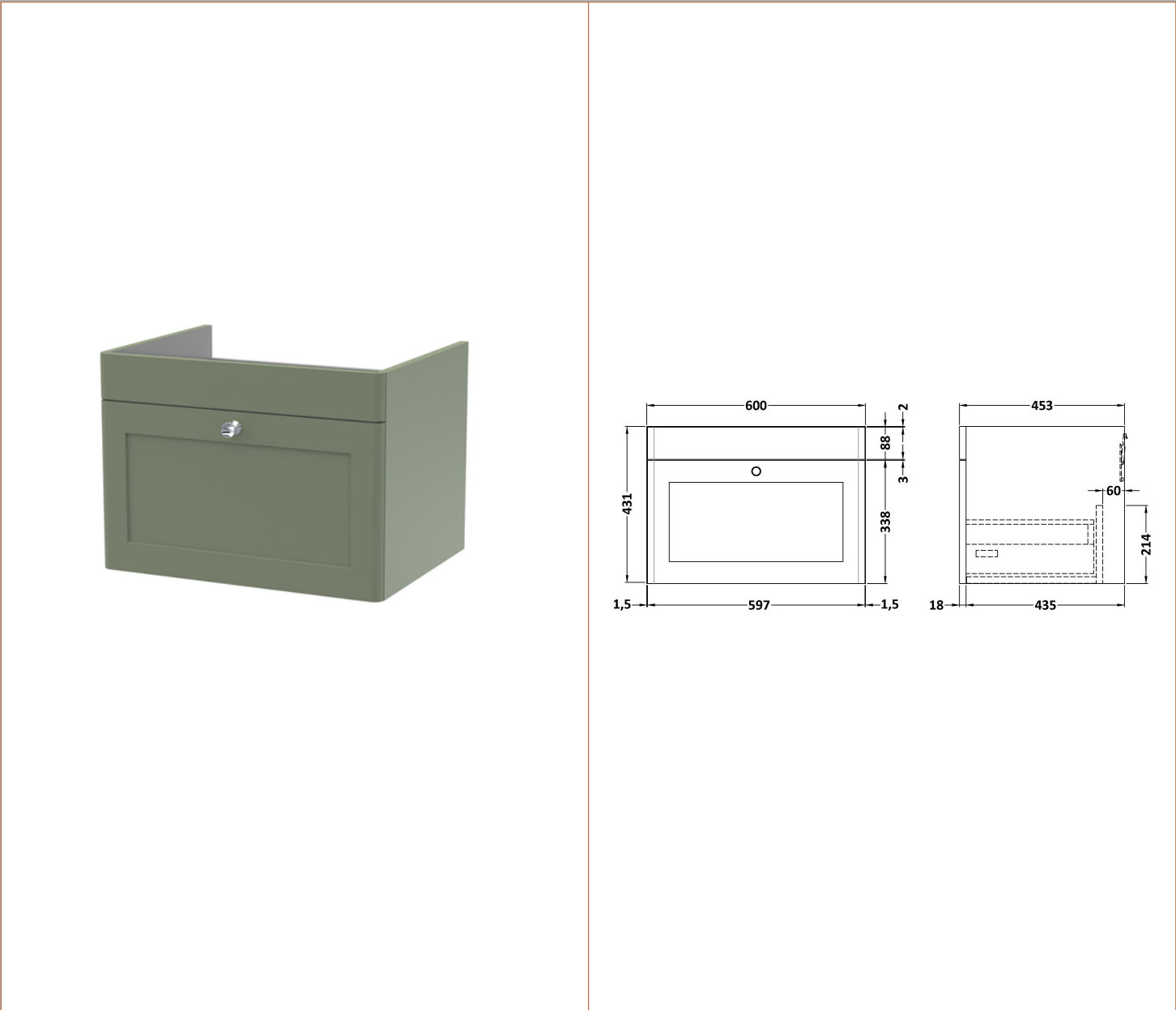
Description: 610 X 460mm Basin 1T/H



| | | |
|--------------------------------------|------------------------|------------------|
| Product Dimensions | | |
| Height (mm): | | |
| Width (mm): | | |
| Depth (mm): | | |
| Nett Weight (kg): | | 13.5 |
| Packaging Dimensions | | |
| Height (mm): | | 200 |
| Width (mm): | | 675 |
| Depth (mm): | | 530 |
| Gross Weight (kg): | | 14 |
| Packaging Data | | |
| Box Colour: | | |
| Box Qty: | | |
| Label Size: | | x |
| Label Colour: | | |
| Label Qty: | | |
| Outer Box Dimensions (If Applicable) | | |
| Height (mm): | | |
| Width (mm): | | |
| Depth (mm): | | |
| Gross Weight (kg): | | |
| Barcode: | | 5056678424353 |
| Product Details | | |
| Country of Origin: | | China |
| Fitting Instruction: | | No |
| Certification: CE & UKCA: | | WRAS: WRAS No: |
| Product Material: | | |
| Fixing Supplied: | | |
| | | |
| Pans/Bidets: | Trap Style: | Includes Seat: |
| | | |
| Seats: | Seat Type: | Material: |
| | Function: | Hinge Type: |
| | Hinge Material: | |
| | | |
| Cisterns: | Operating Type: | Fittings: |
| | Lever Type: | |
| | | |
| Basins: | Tap Hole: | Chain Stay Hole: |
| | Template: | Waste Type Req: |
| | Overflow Inc: | Overflow Cover: |
| | Inner Bowl Depth (mm): | |

Sales Code: CLA894

Description: 600 W/H 1-Drawer Unit (431X600x453)



| Product Dimensions | |
|--------------------------------------|--------------------------------|
| Height (mm): | 431 |
| Width (mm): | 600 |
| Depth (mm): | 453 |
| Nett Weight (kg): | 19 |
| Packaging Dimensions | |
| Height (mm): | 465 |
| Width (mm): | 625 |
| Depth (mm): | 480 |
| Gross Weight (kg): | 19.5 |
| Packaging Data | |
| Box Colour: | Brown Cardboard Box |
| Box Qty: | 1 |
| Label Size: | 100 x 50 |
| Label Colour: | White Label |
| Label Qty: | 2 |
| Outer Box Dimensions (If Applicable) | |
| Height (mm): | |
| Width (mm): | |
| Depth (mm): | |
| Gross Weight (kg): | |
| Barcode: | 5056462643281 |
| Product Details | |
| Country of Origin: | China |
| Fitting Instruction: | No |
| CE & UKCA: | N/A |
| FSC Certified Materials: | Yes |
| Colour: | Satin Green |
| Construction Method: | Cam & Wood Dowel |
| Construction Type: | Rigid |
| Cabinet Finish: | MFC Painted Matt |
| Fascia Finish: | Mdf Painted Matt |
| Cabinet Thickness (mm): | 18 |
| Fascia Thickness (mm): | 18 |
| Drawer Included: | Yes |
| Drawer Type: | 80mm High Metal S/C Inc Galler |
| No of Shelves: | Not Applicable |
| Hinge Type: | Not Applicable |
| Hinge Included: | Not Applicable |
| Adjustable Legs: | No, Not Required |
| Fixings Included: | Yes |
| Handle Style: | Traditional |
| Waste Shroud: | Yes |
| Handle Included: | Yes, Supplied |
| Handle Type: | Knob |