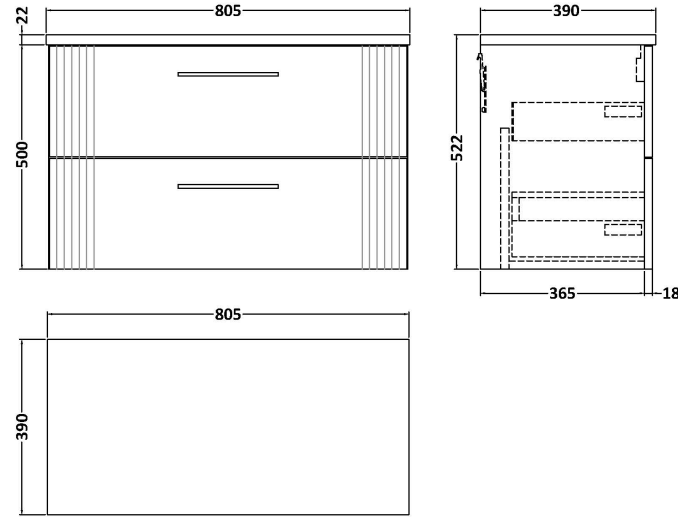


Sales Code: DPF195LCM

Description: 800 W/H 2-Drawer Vanity & Laminate Top




Packaging Details

Barcode: 5056678455708

Sales Code: LCM800

Description: Laminate Worktop 805X390x22mm



Product Dimensions

Height (mm):	22
Width (mm):	805
Depth (mm):	390
Nett Weight (kg):	2.75

Packaging Dimensions

Height (mm):	25
Width (mm):	810
Depth (mm):	455
Gross Weight (kg):	2.75

Packaging Data

Box Colour:	Brown Cardboard Box
Box Qty:	1
Label Size:	100 x 50
Label Colour:	White Label
Label Qty:	1

Outer Box Dimensions (If Applicable)

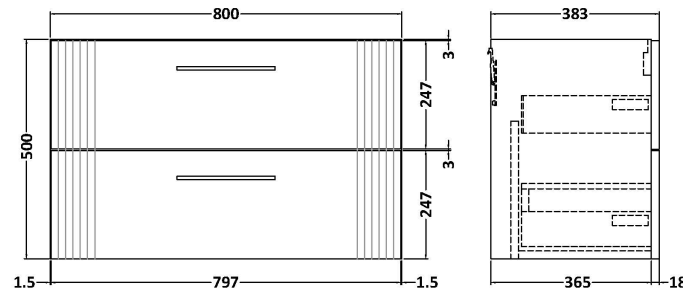
Height (mm):	
Width (mm):	
Depth (mm):	
Gross Weight (kg):	
Barcode:	5056462624457

Product Details

Country of Origin:	United Kingdom
Fitting Instruction:	No
CE & UKCA:	N/A
FSC Certified Materials:	Yes
Colour:	Matt Carrera Marble
Construction Method:	Not Applicable
Construction Type:	Not Applicable
Cabinet Finish:	Not Applicable
Fascia Finish:	MFC Laminated
Cabinet Thickness (mm):	
Fascia Thickness (mm):	22
Drawer Included:	No
Drawer Type:	Not Applicable
No of Shelves:	0
Hinge Type:	Not Applicable
Hinge Included:	No
Adjustable Legs:	No, Not Required
Fixings Included:	No
Handle Style:	Not Applicable
Waste Shroud:	Not Applicable
Handle Included:	No
Handle Type:	Not Applicable

Sales Code: FLT195

Description: 800 W/H 2-Drawer Unit



Product Dimensions

Height (mm):	500
Width (mm):	800
Depth (mm):	383
Nett Weight (kg):	24.5

Packaging Dimensions

Height (mm):	520
Width (mm):	820
Depth (mm):	405
Gross Weight (kg):	25

Packaging Data

Box Colour:	Brown Cardboard Box - Printed
Box Qty:	0
Label Size:	0 x 0
Label Colour:	Not Applicable
Label Qty:	0

Outer Box Dimensions (If Applicable)

Height (mm):	
Width (mm):	
Depth (mm):	
Gross Weight (kg):	
Barcode:	5056462655567

Product Details

Country of Origin:	China
Fitting Instruction:	No
CE & UKCA:	
FSC Certified Materials:	Yes
Colour:	Satin White
Construction Method:	Cam & Wood Dowel
Construction Type:	Rigid
Cabinet Finish:	MFC Painted Gloss
Fascia Finish:	Mdf Painted Gloss
Cabinet Thickness (mm):	16
Fascia Thickness (mm):	18
Drawer Included:	Yes
Drawer Type:	80mm High Metal Softclose
No of Shelves:	0
Hinge Type:	Not Applicable
Hinge Included:	No
Adjustable Legs:	No, Not Required
Fixings Included:	Yes
Handle Style:	Modern
Waste Shroud:	Yes
Handle Included:	Yes, Supplied
Handle Type:	Finger Pull