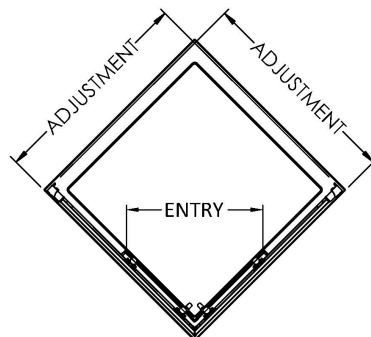
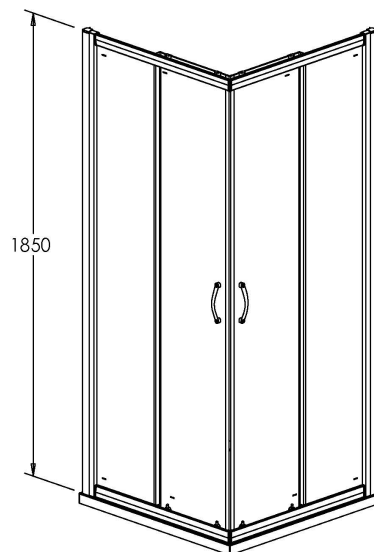
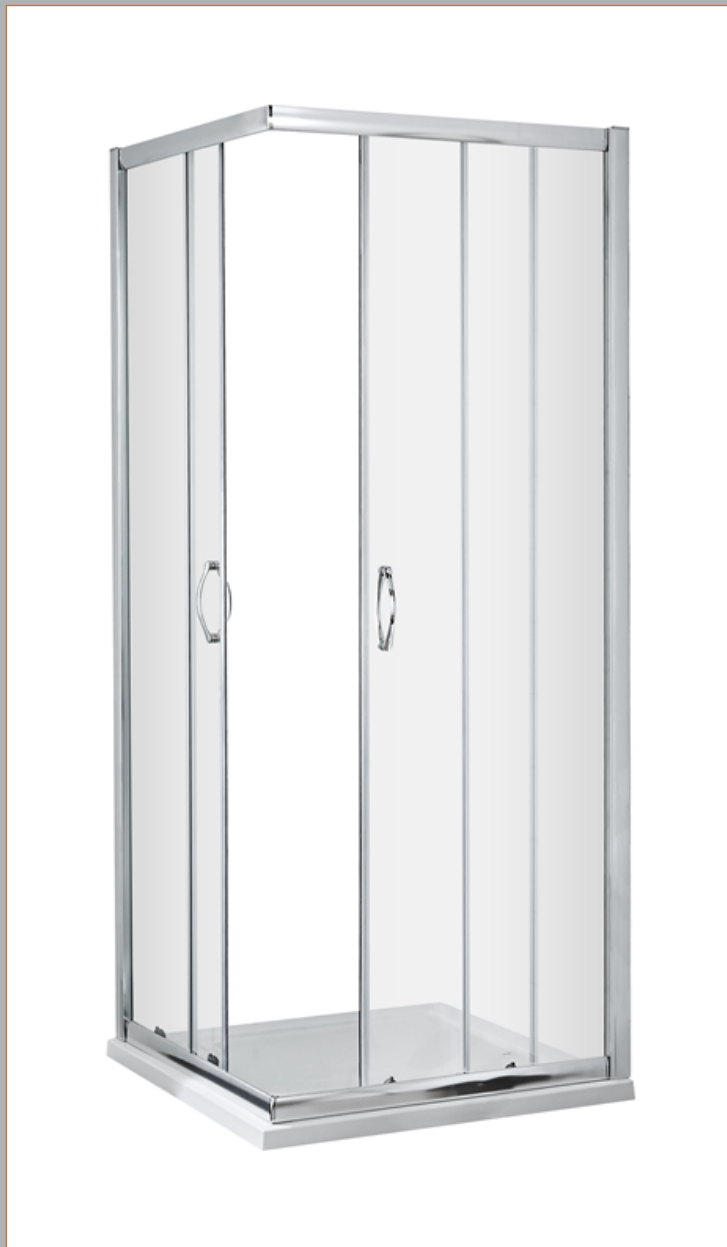


Sales Code: ERCE8080

Description: Ella 800X800 Corner Entry Enclosure 1850



### Product Dimensions

Height (mm):	1850
Width (mm):	790
Depth (mm):	790
Nett Weight (kg):	38.5

### Packaging Dimensions

Height (mm):	1910
Width (mm):	520
Length (mm):	65
Gross Weight (kg):	38.5

### Packaging Data

Box Colour:	Brown Cardboard Box - Printed
Box Qty:	1
Label Size:	140 x 40
Label Colour:	Not Applicable
Label Qty:	0

### Outer Box Dimensions (If Applicable)

Height (mm):	
Width (mm):	
Depth (mm):	
Length (mm):	
Gross Weight (kg):	
Barcode:	5055369078646

### Product Details

Country of Origin:	China
Fitting Instruction:	No
CE & UKCA:	Yes
Profile Material:	Aluminium
Profile Finish:	Chrome
Adjustments (mm):	770mm-790mm
Entry Width (mm):	395mm
Swing In Dim (mm):	N/A
Swing Out Dim (mm):	N/A
Radius (mm):	Not Applicable
Glass Thickness (mm):	5
Easy Fit:	Yes
Easy Clean:	No
Handle Style:	D Shape Handle
Handle Material:	Plastic
Enclosure Design:	Framed
Wheel Type:	Plastic, Dual, Quick Release
Support Bar Included:	Support Bar Not Included
Extras:	None