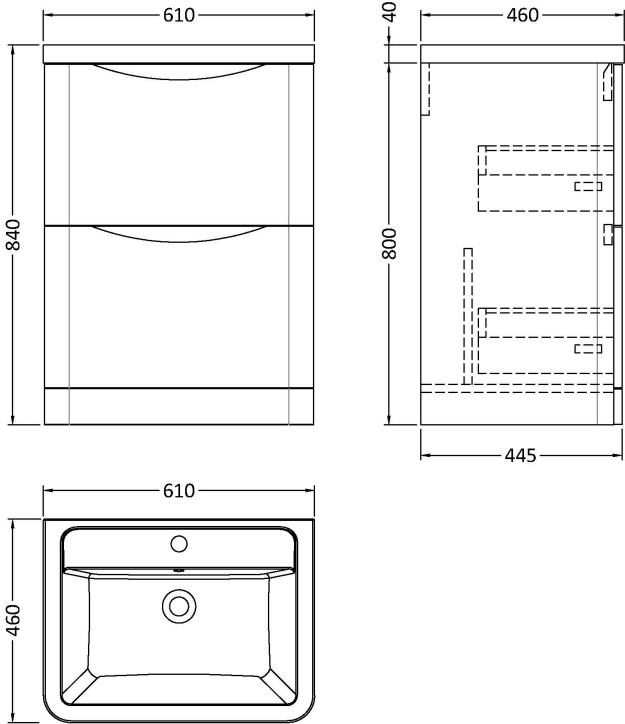


Sales Code: LUN1401A

Description: 600 F/S 2-Drawer Unit & Ceramic Basin

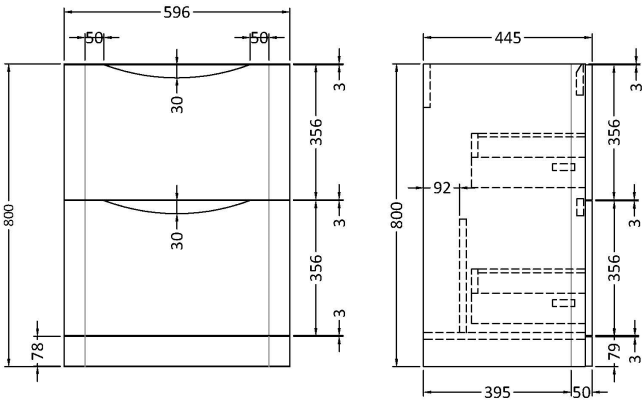
Packaging Details

Barcode: 5056462644424



Sales Code: SML1433

Description: 600 F/S 2-Drawer Unit



Product Dimensions

|                   |      |
|-------------------|------|
| Height (mm):      | 800  |
| Width (mm):       | 596  |
| Depth (mm):       | 445  |
| Nett Weight (kg): | 33.5 |

Packaging Dimensions

|                    |     |
|--------------------|-----|
| Height (mm):       | 840 |
| Width (mm):        | 640 |
| Depth (mm):        | 480 |
| Gross Weight (kg): | 34  |

Packaging Data

|               |                               |
|---------------|-------------------------------|
| Box Colour:   | Brown Cardboard Box - Printed |
| Box Qty:      | 1                             |
| Label Size:   | 100 x 50                      |
| Label Colour: | White Label                   |
| Label Qty:    | 2                             |

Outer Box Dimensions (If Applicable)

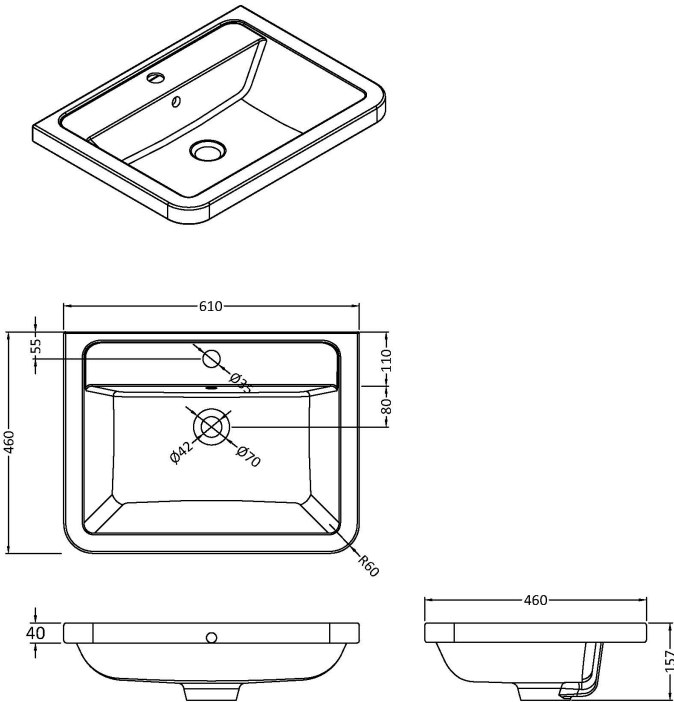
|                    |               |
|--------------------|---------------|
| Height (mm):       |               |
| Width (mm):        |               |
| Depth (mm):        |               |
| Gross Weight (kg): |               |
| Barcode:           | 5056462694450 |

Product Details

|                          |                                |
|--------------------------|--------------------------------|
| Country of Origin:       | China                          |
| Fitting Instruction:     | No                             |
| CE & UKCA:               | N/A                            |
| FSC Certified Materials: | Yes                            |
| Colour:                  | Satin Soft Black               |
| Construction Method:     | Cam & Wood Dowel               |
| Construction Type:       | Rigid                          |
| Cabinet Finish:          | MFC Painted Matt               |
| Fascia Finish:           | Mdf Painted Matt               |
| Cabinet Thickness (mm):  | 18                             |
| Fascia Thickness (mm):   | 18                             |
| Drawer Included:         | Yes                            |
| Drawer Type:             | 80mm High Metal S/C Inc Galler |
| No of Shelves:           | Not Applicable                 |
| Hinge Type:              | Not Applicable                 |
| Hinge Included:          | Not Applicable                 |
| Adjustable Legs:         | No                             |
| Fixings Included:        | Yes                            |
| Handle Style:            | Contemporary                   |
| Waste Shroud:            | Yes                            |
| Handle Included:         | Yes                            |
| Handle Type:             | Inset                          |

Sales Code: CBM003

Description: Ceramic Basin 610X460



Product Dimensions

|                   |       |
|-------------------|-------|
| Height (mm):      | 450   |
| Width (mm):       | 600   |
| Depth (mm):       | 157   |
| Nett Weight (kg): | 12.82 |

Packaging Dimensions

|                    |       |
|--------------------|-------|
| Height (mm):       | 470   |
| Width (mm):        | 640   |
| Depth (mm):        | 167   |
| Gross Weight (kg): | 12.82 |

Packaging Data

|               |                               |
|---------------|-------------------------------|
| Box Colour:   | Brown Cardboard Box - Printed |
| Box Qty:      | 1                             |
| Label Size:   | 100 x 50                      |
| Label Colour: | White Label                   |
| Label Qty:    | 2                             |

Outer Box Dimensions (If Applicable)

|                    |               |
|--------------------|---------------|
| Height (mm):       |               |
| Width (mm):        |               |
| Depth (mm):        |               |
| Gross Weight (kg): |               |
| Barcode:           | 5056211875789 |

Product Details

|                           |                |
|---------------------------|----------------|
| Country of Origin:        | China          |
| Fitting Instruction:      | No             |
| Certification: CE & UKCA: | No             |
| WRAS:                     | N/A            |
| WRAS No:                  | N/A            |
| Product Material:         | Vitreous China |
| Fixing Supplied:          | No             |

|              |                            |                               |
|--------------|----------------------------|-------------------------------|
| Pans/Bidets: | Trap Style: Not Applicable | Includes Seat: Not Applicable |
|--------------|----------------------------|-------------------------------|

|        |                                |                            |
|--------|--------------------------------|----------------------------|
| Seats: | Seat Type: Not Applicable      | Material: Not Applicable   |
|        | Function: Not Applicable       | Hinge Type: Not Applicable |
|        | Hinge Material: Not Applicable |                            |

|           |                                |                          |
|-----------|--------------------------------|--------------------------|
| Cisterns: | Operating Type: Not Applicable | Fittings: Not Applicable |
|           | Lever Type: Not Applicable     |                          |

|         |                        |                         |
|---------|------------------------|-------------------------|
| Basins: | Tap Hole: One Taphole  | Chain Stay Hole: No     |
|         | Template: Not Required | Waste Type Req: Slotted |
|         | Overflow Inc: Yes      | Overflow Cover: Yes     |
|         | Inner Bowl Depth (mm): | 110mm                   |