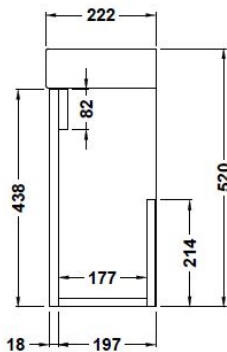
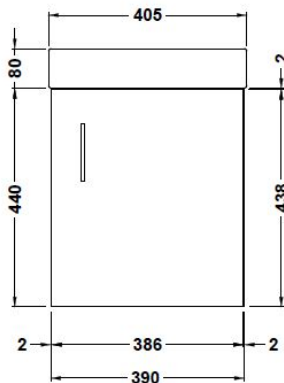
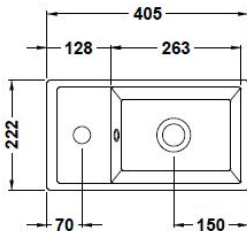


Sales Code: MIN012

Description: 400 Single Door Wh Unit And Basin



Product Dimensions

Height (mm):	440
Width (mm):	400
Depth (mm):	222
Nett Weight (kg):	13

Packaging Dimensions

Height (mm):	460
Width (mm):	410
Depth (mm):	235
Gross Weight (kg):	13.2

Packaging Data

Box Colour:	Brown Cardboard Box
Box Qty:	1
Label Size:	50 x 100
Label Colour:	White Label
Label Qty:	2

Outer Box Dimensions (If Applicable)

Height (mm):	
Width (mm):	
Depth (mm):	
Gross Weight (kg):	
Barcode:	5056211800736

Product Details

Country of Origin:	United Kingdom
Fitting Instruction:	No
CE & UKCA:	
FSC Certified Materials:	Yes
Colour:	Stone Grey
Construction Method:	Cam & Wood Dowel
Construction Type:	Rigid
Cabinet Finish:	MFC Smooth Matt
Fascia Finish:	MFC Smooth Matt
Cabinet Thickness (mm):	18
Fascia Thickness (mm):	18
Drawer Included:	No
Drawer Type:	Not Applicable
No of Shelves:	0
Hinge Type:	95 Degree Clip-On Soft Close
Hinge Included:	Yes
Adjustable Legs:	No, Not Required
Fixings Included:	Yes
Handle Style:	Contemporary
Waste Shroud:	No
Handle Included:	Yes
Handle Type:	Bar