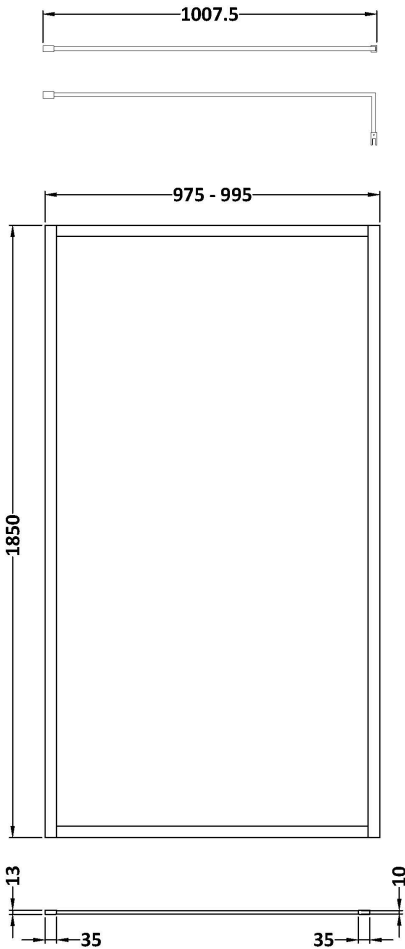


Sales Code: WRFBB1810

Description: Full Frame Wetroom Screen 1850X1000x8mm

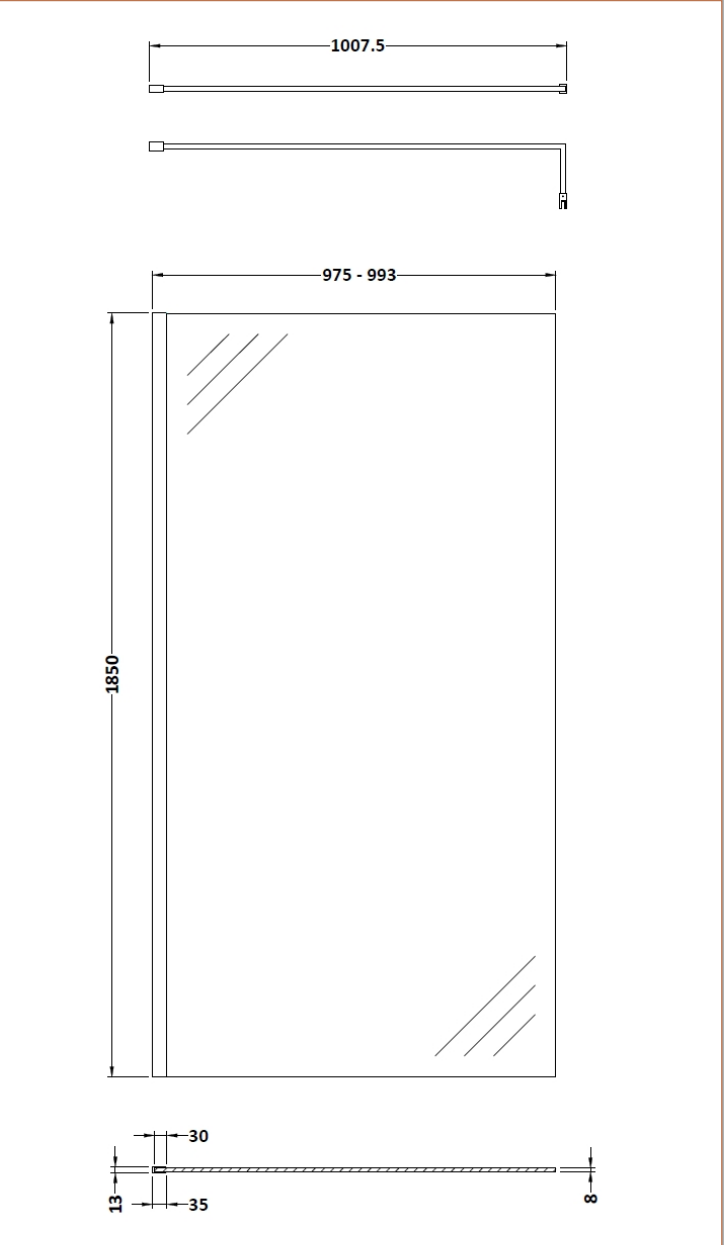
Packaging Details

Barcode: 5056462688640



Sales Code: WRSC10

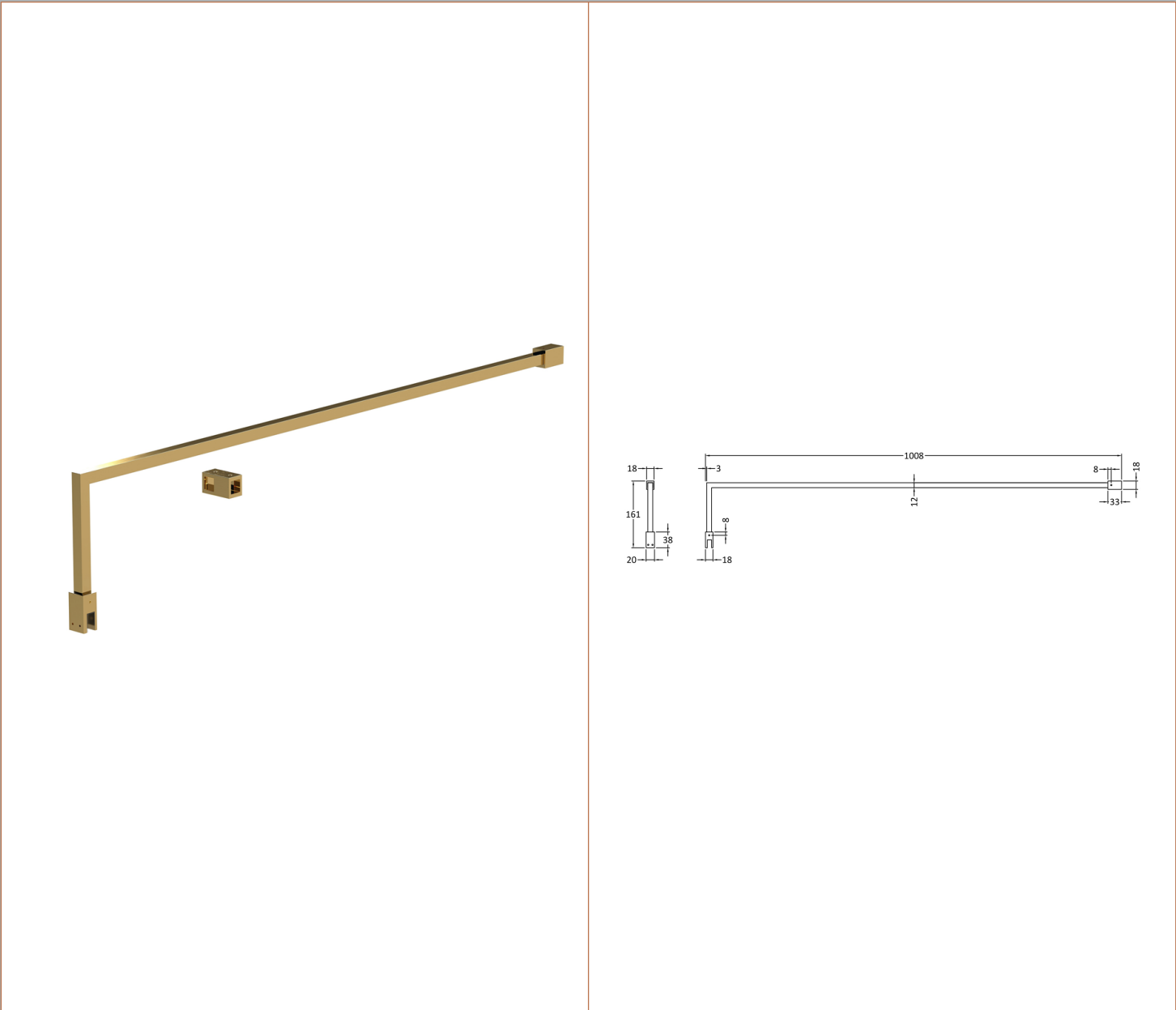
Description: Wetroom Screen 1000 X 1850 X 8mm



Product Dimensions	
Height (mm):	1850
Width (mm):	1000
Depth (mm):	14
Nett Weight (kg):	42.5
Packaging Dimensions	
Height (mm):	65
Width (mm):	1045
Length (mm):	1920
Gross Weight (kg):	42.5
Packaging Data	
Box Colour:	Brown Cardboard Box - Printed
Box Qty:	1
Label Size:	100 x 50
Label Colour:	Not Applicable
Label Qty:	0
Outer Box Dimensions (If Applicable)	
Height (mm):	
Width (mm):	
Depth (mm):	
Length (mm):	
Gross Weight (kg):	
Barcode:	5055275819043
Product Details	
Country of Origin:	China
Fitting Instruction:	No
CE & UKCA:	Yes
Profile Material:	Aluminium
Profile Finish:	Chrome
Adjustments (mm):	975mm - 993mm
Entry Width (mm):	N/A
Swing In Dim (mm):	N/A
Swing Out Dim (mm):	N/A
Radius (mm):	Not Applicable
Glass Thickness (mm):	8
Easy Fit:	No
Easy Clean:	No
Handle Style:	Not Applicable
Handle Material:	Not Applicable
Enclosure Design:	Frameless
Wheel Type:	Not Applicable
Support Bar Included:	Support Bar Included
Extras:	None

Sales Code: FIX025


Description: Wetroom Screen Support Arm Brass



Product Dimensions	
Height (mm):	15
Width (mm):	150
Depth (mm):	1000
Nett Weight (kg):	0.67
Packaging Dimensions	
Height (mm):	35
Width (mm):	160
Length (mm):	1020
Gross Weight (kg):	0.7
Packaging Data	
Box Colour:	Brown Cardboard Box
Box Qty:	1
Label Size:	100 x 50
Label Colour:	White Label
Label Qty:	1
Outer Box Dimensions (If Applicable)	
Height (mm):	
Width (mm):	
Depth (mm):	
Length (mm):	
Gross Weight (kg):	
Barcode:	5056462611884
Product Details	
Country of Origin:	China
Fitting Instruction:	No
CE & UKCA:	N/A
Profile Material:	Stainless Steel
Profile Finish:	Brushed Brass
Adjustments (mm):	N/A
Entry Width (mm):	N/A
Swing In Dim (mm):	N/A
Swing Out Dim (mm):	N/A
Radius (mm):	Not Applicable
Glass Thickness (mm):	
Easy Fit:	Not Applicable
Easy Clean:	Not Applicable
Handle Style:	Not Applicable
Handle Material:	Not Applicable
Enclosure Design:	Not Applicable
Wheel Type:	Not Applicable
Support Bar Included:	
Extras:	None

Sales Code: WRSF013

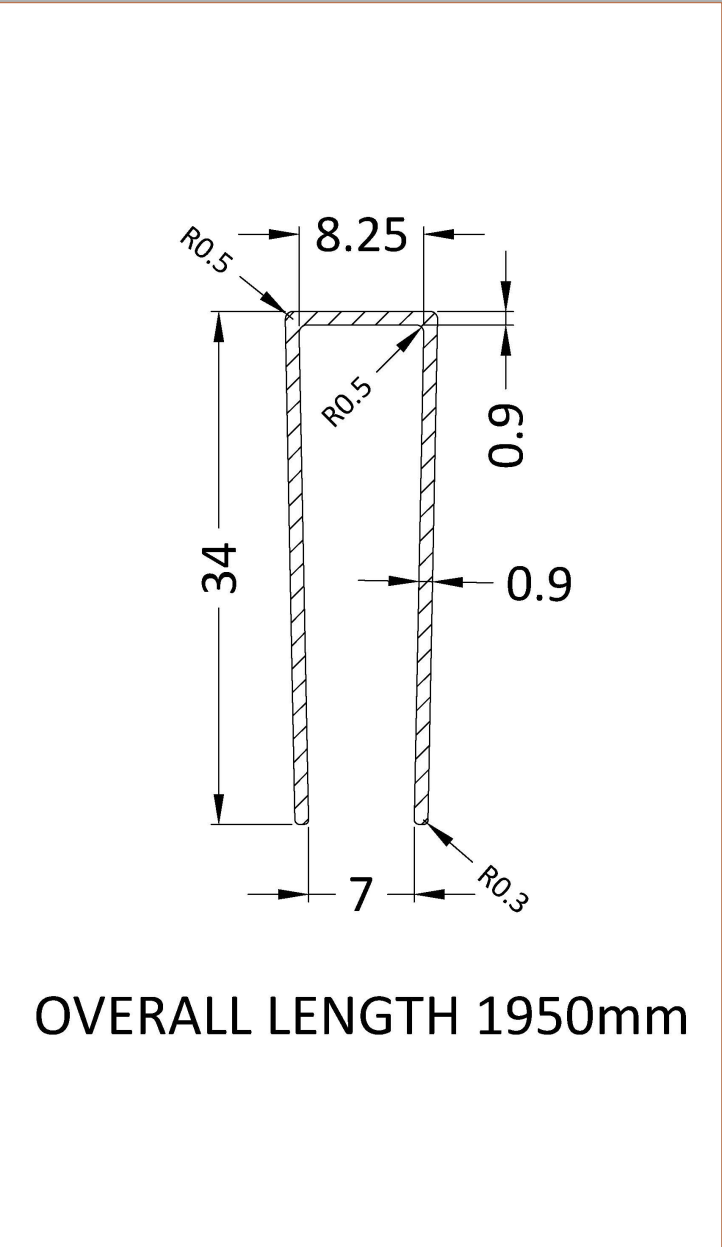

Description: 1850 Wetroom Wall Channel Brass



Product Dimensions	
Height (mm):	1850
Width (mm):	
Depth (mm):	
Nett Weight (kg):	0.6
Packaging Dimensions	
Height (mm):	400
Width (mm):	50
Length (mm):	1860
Gross Weight (kg):	0.6
Packaging Data	
Box Colour:	Brown Cardboard Box - Printed
Box Qty:	1
Label Size:	100 x 50
Label Colour:	White Label
Label Qty:	1
Outer Box Dimensions (If Applicable)	
Height (mm):	
Width (mm):	
Depth (mm):	
Length (mm):	
Gross Weight (kg):	
Barcode:	5056462611846
Product Details	
Country of Origin:	China
Fitting Instruction:	No
CE & UKCA:	N/A
Profile Material:	Aluminium
Profile Finish:	Brushed Brass
Adjustments (mm):	18mm
Entry Width (mm):	N/A
Swing In Dim (mm):	N/A
Swing Out Dim (mm):	N/A
Radius (mm):	Not Applicable
Glass Thickness (mm):	
Easy Fit:	Not Applicable
Easy Clean:	Not Applicable
Handle Style:	Not Applicable
Handle Material:	Not Applicable
Enclosure Design:	Not Applicable
Wheel Type:	Not Applicable
Support Bar Included:	Support Bar Not Included
Extras:	None

Sales Code: WRSF015UF

Description: 1950mm Undrilled Flat Profile Brass



OVERALL LENGTH 1950mm

Product Dimensions	
Height (mm):	1950
Width (mm):	34
Depth (mm):	13
Nett Weight (kg):	1.01
Packaging Dimensions	
Height (mm):	400
Width (mm):	50
Length (mm):	1970
Gross Weight (kg):	1.42
Packaging Data	
Box Colour:	Brown Cardboard Box
Box Qty:	1
Label Size:	50 x 100
Label Colour:	White Label
Label Qty:	1
Outer Box Dimensions (If Applicable)	
Height (mm):	
Width (mm):	
Depth (mm):	
Length (mm):	
Gross Weight (kg):	
Barcode:	5056462618975
Product Details	
Country of Origin:	China
Fitting Instruction:	No
CE & UKCA:	N/A
Profile Material:	Aluminium
Profile Finish:	Brushed Brass
Adjustments (mm):	18 mm
Entry Width (mm):	N/A
Swing In Dim (mm):	N/A
Swing Out Dim (mm):	N/A
Radius (mm):	
Glass Thickness (mm):	
Easy Fit:	Not Applicable
Easy Clean:	Not Applicable
Handle Style:	Not Applicable
Handle Material:	Not Applicable
Enclosure Design:	Not Applicable
Wheel Type:	Not Applicable
Support Bar Included:	Support Bar Not Included
Extras:	None